



READING TRUCK BODY
LIST PRICES SERVICE
BODIES

REVISED 12/11/2018

CHECKLISTS	PAGE
SERVICE BODIES	<u>SB-CK1</u>
PRODUCT	
DISPLAY SIDES	<u>SB-DS</u>
READY NOW SERVICE BODIES - SL AND CLASSIC II	<u>SB-1</u>
CONFIGURABLE SERVICE BODIES - SL AND CLASSIC II	<u>SB-2</u>
CONFIGURABLE SERVICE BODY OPTIONS	
ALUMINUM UPGRADE	<u>SB-3</u>
SPACEMAKER BOXES AND LIDS	<u>SB-3</u>
"B"-SIDE COMPARTMENTS - CURBSIDE	<u>SB-4</u>
ALUMA CHOCK®	<u>SB-4</u>
MASTERLOCKING	<u>SB-4</u>
LATCH-MATIC® KEYLESS ENTRY	<u>SB-4</u>
FUEL FILL CUTOUTS	<u>SB-5</u>
DEF FILL CUTOUT	<u>SB-5</u>
T-HANDLE LOCKS	<u>SB-5</u>
2-SECTION SLIDING TOP - STEEL	<u>SB-6</u>
RETRACTABLE UTILITY BED COVER (RUBC) - MANUAL AND ELECTRIC	<u>SB-6</u>
C2-60 PACKAGE	<u>SB-7</u>
ERGO GLIDE-N-LOCK ALUMINUM DRAWER UNITS	<u>SB-7</u>
THRU COMPARTMENTS	<u>SB-8</u>
LED COMPARTMENT LIGHTING - FLEX AND DOME	<u>SB-8</u>
LATCH-MATIC® AND LED AUTOMATIC DOME LIGHTS	<u>SB-9</u>
AUDIBLE ALARM SYSTEM	<u>SB-9</u>
BRIGHT ALUMINUM GRAVEL GUARDS AND TAILGATE EDGE COVERS	<u>SB-9</u>
DECK PLATE OVERLAYS	<u>SB-10</u>
FLOOR THICKNESS UPGRADE	<u>SB-11</u>
CARGO AREA TIE-DOWNS	<u>SB-11</u>
GRAB HANDLES	<u>SB-11</u>
E-TRACK	<u>SB-11</u>
TANK / HIGH COMPARTMENTS	<u>SB-12</u>
CRANE REINFORCEMENT	<u>SB-13</u>
CRANEMASTER CM3 UPGRADE	<u>SB-13</u>
SPARE TIRE CARRIER	<u>SB-13</u>
BUMPERS	<u>SB-14</u>
POWDERCOAT AND SPRAYLINER - BODY AND BUMPER	<u>SB-15</u>
LADDER RACKS	<u>SB-16</u>
HEADACHE RACKS	<u>SB-16</u>
FMVSS-111 COMPLIANT BACKUP CAMERAS	<u>SB-17</u>
LIGHT HARNESS ADAPTORS	<u>SB-18</u>
COMPARTMENT LIGHT KITS	<u>SB-18</u>
STT LIGHT KITS	<u>SB-18</u>
MOUNTING ACCESSORIES AND OTHER OPTIONAL EQUIPMENT	<u>SB-19</u>
HITCHES	<u>SB-20</u>
MOUNTING	
MOUNTING OF CHASSIS POOL UNITS	<u>SB-21</u>
MOUNTING OF OPTIONAL ITEMS	<u>SB-22</u>
BODY TRANSFER FREIGHT PRICE SCHEDULE	<u>SB-23</u>
SERVICE BODY CREDITS	<u>SB-CREDITS</u>



**READING TRUCK BODY
SERVICE BODIES
CHECKLIST**

Needed when ordering a body loose:

- A. Body part number or order code
- B. Body option order code(s)
- C. Bumper order code
- D. Light harness adaptor

Items to remember when ordering a service body shipping loose:

1. Light harness is chassis model specific.
2. Mounting kit 10566617 is required to install a 98 body on a 2017 Ford Pickup Box removal.
3. A supplement mounting kit is required when mounting a 108SW/DW and 132DW body on a RAM chassis.
4. RAM 60SW gas Fuel Fill is located front of wheelhouse panel specify at time of order
5. LED light resistors are required on any truck with pickup bed removal
6. Spring mount kit is required when an aluminum service body is mounted included in aluminum body mtg kit. Spring mount kit is also recommended for 4x4 chassis.

Needed when ordering a body mounted:

- A. Body part number or order code
- B. Bumper order code
- C. Light harness adaptor
- D. Mounting charge(s)
- E. Chassis information
- F. Dealer-signed purchase order

Items to remember when ordering a service body mounted:

1. Light harness is chassis model specific.
2. Mounting kit 10566617 is required to install a 98 body on a 2017 Ford Pickup Box removal.
3. A supplement mounting kit is required when mounting a 108SW/DW and 132DW body on a RAM chassis.
4. LED light resistors are required on any truck with pickup bed removal
5. RAM 60SW gas Fuel Fill is located front of wheelhouse panel specify at time of order
6. Additional mounting charge required for DW GM.
7. Additional mounting charge if body equipped with Latch-Matic.
8. When ordering a trailer plug the mounting bracket is required.
9. Body transfer freight charges apply when mounting at a satellite location.
10. Additional charges for Ship-Thru and Freight Re-Entry.
11. Def fill cup and cutout required for a diesel Ford chassis.
12. Spring mount kit is required when an aluminum service body is mounted included in aluminum body mtg kit. Spring mount kit is also recommended for 4x4 chassis.
13. If a 2nd stage MSO is required, the purchase order **must** specify this.



**READING TRUCK BODY
SERVICE BODIES
NOTES**

1. Ford F-Series Super Duty diesel and pickup box delete trucks require a cutout for the def fill cup.
2. Supplemental Mounting Kit for mounting 98DW, 108SW/DW and 132DW bodies on RAM chassis is required in addition to standard mounting kit supplied with body.
3. RAM 60" C/A SW gas chassis has a front fuel fill location.
4. Do not use the Latch-Matic system or dome lights on any body that has a bottle rack or vented compartment for carrying a volatile fuel source
5. Models listed are for current model year only.
6. Service bodies with LED lights for a pick up bed removal require an LED light resistor.
7. Service bodies for MY 2017 and newer Ford pickup box removal require a special mounting kit. See page SB-19.
8. All prices F.O.B. Reading, PA, do not include installation unless otherwise noted, and are subject to change without notice.

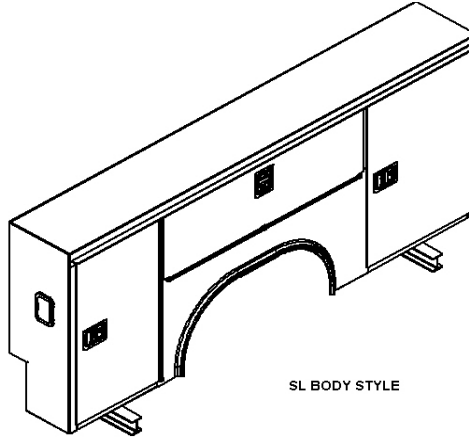


**READING TRUCK BODY
LIST PRICES
SHOWROOM CURBSIDE DISPLAY SIDES**

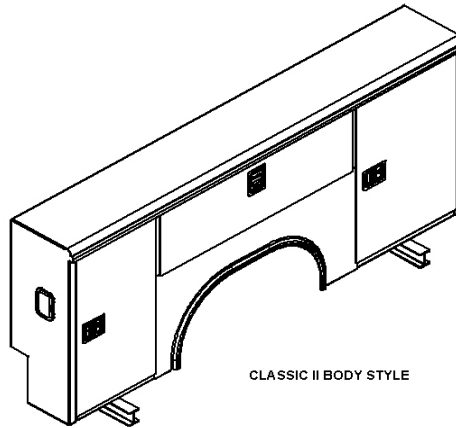
SPECIFICATIONS FOR DISPLAY SIDES:

Standard features of product plus:

1. LH - One (1) rectangular light hole in rear partition
2. LED Dome Lights in Compartments
3. Lights wired to allow for power pak operation
4. WR - Reading white powder coat finish
5. Caster Kit for Ease of Moving
6. Reading white powder coat finish



ORDER CODE	MODEL	PRICE
SS098SCSIDE	SL CURBSIDE BODY DISPLAY SIDE	\$3,760.50



ORDER CODE	MODEL	PRICE
CA098SCSIDE	CLASSIC II CURBSIDE BODY DISPLAY SIDE	\$4,324.50

All prices F.O.B. Reading, PA.

All prices and specifications subject to change without notice.

SB-DS



**READING TRUCK BODY
LIST PRICES
READY NOW INVENTORY PROGRAM
SL AND CLASSIC II SERVICE BODIES**

Reading Truck Body will maintain the following bodies on-lot for quick turns. Specifications are subject to change based on demand.
No modifications can be made to these bodies.

SPECIFICATIONS:

1. Universal mount
2. Stainless steel bolt on hinges (SL) / Hidden Hinges (Classic II)
3. Reading white powder coat finish
4. LH - One (1) rectangular light hole in each rear partition
5. FF - Fuel fill cut-out located roadside front of wheelhouse on 98SW and rear of wheelhouse on 108 & 132 (note 60" C/A SW gas RAM requires front fuel fill)
6. A60 coating weight steel treadplate floor (SL and steel Classic II) / Aluminum treadplate floor (aluminum Classic II ONLY)
7. E-Coat Prime and White Powder Coat finish (aluminum Classic II **is not** e-coated)
8. Slam action tailgate
9. Light Kit and installation - STT & reverse LED lights & wiring^
10. Pre-piloted interior partitions for future Master Locking installation
11. All aluminum construction (aluminum Classic II ONLY)
12. LM - unit may include Latchmatic keyless entry system - see product model description
13. Stainless steel rotary paddle locks

OLD PART NO.	NEW PART NO.	MODEL	CHASSIS / CA	APPROX. WEIGHT	PRICE
READY NOW SL BODIES					
SS098S21211	SLS098SRW1FA021201	#SL ST 98" SW 40"	56" Ford/GMC/Chevy/RAM	1054#	5,659.50
SS098S21228	SLS098SRW1FA021208	#SL ST 98" SW 40" w/LatchMatic	56" Ford/GMC/Chevy/RAM	1054#	6,682.50
SS108D21311	SLS108DRW1FA021301	*+^SL ST 108" DW 40"	60" Ford/GMC/Chevy/Navistar/RAM	1259#	6,469.50
SS132D21411	SLS132DRW1FA021401	^SL ST 132" DW 40"	84" Ford/GMC/Chevy/Navistar/RAM	1510#	8,100.00
READY NOW CLASSIC II STEEL BODIES					
CS098S11221	CLS098SRW1FA011201	CL ST 98" SW 40"	56" Ford/GMC/Chevy/Ram	1046#	6,933.00
CS098S11228	CLS098SRW1FA011208	CL ST 98" SW 40" w/LatchMatic	56" Ford/GMC/Chevy/Ram	1046#	7,956.00
CS108S11321	CLS108SRW1FA011301	CL ST 108" SW 40"	60" Ford/RAM	1158#	7,303.50
CS108D11312	CLS108DRW1FA011302	^CL ST 108" DW 40"	60" Ford/GMC/Chevy/Navistar/RAM	1251#	7,698.00
CS108D11318	CLS108DRW1FA011308	^CL ST 108" DW 40" w/LatchMatic	60" Ford/GMC/Chevy/Navistar/RAM	1251#	8,721.00
CS132D11411	CLS132DRW1FA011401	^CL ST 132" DW 40"	84" Ford/GMC/Chevy/Navistar/RAM	1502#	9,789.00
CS132D11418	CLS132DRW1FA011408	^CL ST 132" DW 40" w/LatchMatic	84" Ford/GMC/Chevy/Navistar/RAM	1502#	10,906.50
READY NOW CLASSIC II ALUMINUM BODIES					
CA098S12221	CLA098SRW1FA012201	CL AL 98" SW 40"	56" Ford/GMC/Chevy/Ram	543#	8,326.50
CA098S12228	CLA098SRW1FA012208	CL AL 98" SW 40" w/LatchMatic	56" Ford/GMC/Chevy/Ram	543#	9,349.50
CA108D12312	CLA108DRW1FA012302	^CL AL 108" DW 40"	60" Ford/GMC/Chevy/Navistar/RAM	730#	11,034.00
CA108D12318	CLA108DRW1FA012308	^CL AL 108" DW 40" w/LatchMatic	60" Ford/GMC/Chevy/Navistar/RAM	730#	12,057.00
CA132D12411	CLA132DRW1FA012401	^CL AL 132" DW 40"	84" Ford/GMC/Chevy/Navistar/RAM	893#	13,839.00

NOTES:

^ Light harness adaptor is not included with a body. See page SB-18 for adaptor order code and price.

*+ See additional notes on page SB-NOTES

Ford MY 2017 and newer pickup box removal requires additional mounting brackets. See page SB-19 for order code and price.

^ Chevy Silverado 4500/5500/6500 and Navistar International CV MY 2019 and newer require supplemental mounting kits.

See page SB-19 for order code and price. When ordering the chassis, you **must** order OEM option **RPO NPR** or **RPO N12**.

All prices F.O.B. Reading, PA.

All prices and specifications subject to change without notice.

SB-1



**READING TRUCK BODY
LIST PRICES
CONFIGURABLE SERVICE BODIES**

SPECIFICATIONS:

1. Universal mount, unless otherwise noted (F - Ford; G - GMC/Chevy)
2. Stainless steel bolt on hinges (SL) / Hidden Hinges (Classic II)
3. Reading white powder coat finish
4. LH - One (1) rectangular light hole in each rear partition
5. FF - Fuel fill cut-out located roadside front of wheelhouse on 98SW and rear of wheelhouse on 108 & 132 (note 60" C/A SW gas RAM requires front fuel fill)
6. A60 coating weight steel treadplate floor (SL and steel Classic II) / Aluminum treadplate floor (aluminum Classic II ONLY)
7. E-Coat Prime and White Powder Coat finish (aluminum Classic II **is not** e-coated)
8. Slam action tailgate
9. Light Kit and installation - STT & reverse LED lights & wiring (see note below)
10. Pre-piloted interior partitions for future Master Locking installation
11. All aluminum construction (aluminum Classic II ONLY)
12. LM - unit may include Latchmatic keyless entry system - see product model description
13. Stainless steel rotary paddle locks

OLD PART NO.	NEW ORDER CODE	MODEL	CHASSIS / CA	APPROX. WEIGHT	PRICE
SL SERVICE BODIES - BASE MODELS					
CLASSIC II SERVICE BODIES - BASE MODELS - STEEL ONLY					

NOTES:

Body order codes, when combined with option order codes on the following pages, will create a unique part number for your configured service body. *Retaining this unique configured part number will allow for faster and more accurate order processing in the future.*

Light harness adaptor is not included with body. See page SB-18 for adaptor order code and price.

*+ See additional notes on page SB-NOTES

Ford MY 2017 and newer pickup box removal requires additional mounting brackets. See page SB-19 for order code and price.

^ Chevy Silverado 4500/5500/6500 and Navistar International CV MY 2019 and newer require supplemental mounting kits. See page SB-19 for order code and price. When ordering the chassis, you **must** order OEM option RPO NPR or RPO N12.

Sliding tops for service bodies can be found on page SB-6.

All prices F.O.B. Reading, PA.

All prices and specifications subject to change without notice.

SB-2



**READING TRUCK BODY
LIST PRICES
CONFIGURABLE SERVICE BODY OPTIONS**

ALUMINUM BODY - Includes Spring Mount Kit

98 DW bodies feature a black rubber fenderette on both R/S and C/S wheelhouse panels.

ORDER CODE	MODEL	APPROX. WEIGHT	PRICE - INSTALLED	AVAILABLE ON	
				SL	CLASSIC II
AL-78SW	Aluminum 78 SW	(-384#)	1,266.00	—	✓
AL-82SW	Aluminum 82 SW (2017 and newer Ford only)	(-447#)	1,266.00	—	✓
AL-98SW	Aluminum 98 SW	(-446#)	1,395.00	—	✓
AL-98DW	Aluminum 98 DW	(-492#)	1,810.50	—	✓
AL-108SW	Aluminum 108 SW	(-500#)	2,793.00	—	✓
AL-108DW	Aluminum 108 DW	(-521#)	3,732.00	—	✓
AL-132DW	Aluminum 132 DW	(-609#)	4,051.50	—	✓

BOLT-ON SPACEMAKER BOX

Steel Spacemaker boxes for installation on top of side compartments. Boxes are not installed at Reading.

ORDER CODE	DESCRIPTION	APPROX. WEIGHT	PRICE PER BOX	AVAILABLE ON	
				SL	CLASSIC II
33906173	Bolt-On Spacemaker Box - SL98 - WR Steel	115#	889.50	✓	—
33906178	Bolt-On Spacemaker Box - SL98 - WR Alum	88#	963.00	✓	—
33906377	Bolt-On Spacemaker Box - SL108 - WR Steel	158#	945.00	✓	—
33906378	Bolt-On Spacemaker Box - SL108 - WR Alum	117#	1,036.50	✓	—

BRIGHT ALUMINUM SPACEMAKER LIDS INSTALLED C/S AND R/S

Integrated bright aluminum flip up Spacemaker compartments on top of side compartments R/S and C/S

ORDER CODE	MODEL	APPROX. WEIGHT	PRICE - INSTALLED	AVAILABLE ON	
				SL	CLASSIC II
SML-BA-78-SW	78 SW Bright AL Spacemaker LIDS	(-62#)	1,134.00	—	✓
SML-BA-82-SW	82 SW Bright AL Spacemaker LIDS	(-63#)	1,134.00	—	✓
SML-BA-98-SW	98 SW Bright AL Spacemaker LIDS	(-77#)	1,365.00	✓	✓
SML-BA-108-DW	108 DW Bright AL Spacemaker LIDS	(-108#)	1,681.50	✓	✓
SML-BA-132-DW	132 DW Bright AL Spacemaker LIDS	(-133#)	3,036.00	✓	✓

SPACEMAKER LID

Integrated flip-up Spacemaker compartments on top of side compartments R/S and C/S.

Aluminum lids are powder coated an only available on an aluminum body. These are denoted with "AL" in order code.

ORDER CODE	MODEL	APPROX. WEIGHT	PRICE - INSTALLED	AVAILABLE ON	
				SL	CLASSIC II
SML-78-SW	78 SW Spacemaker LIDS Classic Steel	110#	916.50	—	✓
SML-AL78-SW	78 SW Spacemaker LIDS Classic Aluminum	48#	1,075.50	—	✓
SML-82-SW	82 SW Spacemaker LIDS Classic Steel	115#	916.50	—	✓
SML-AL82-SW	82 SW Spacemaker LIDS Classic Aluminum	52#	1,075.50	—	✓
SML-98-SW	SL 98 SW Spacemaker LIDS	136#	1,180.50	✓	✓
SML-AL98-SW	98 SW Spacemaker LIDS Classic Aluminum	57#	1,308.00	—	✓
SML-98-DW	98 DW Spacemaker LIDS Classic Steel	172#	1,140.00	—	✓
SML-AL98-DW	98 DW Spacemaker LIDS Classic Aluminum	73#	1,308.00	—	✓
SML-108-SW	108 SW Spacemaker LIDS Classic Steel	150#	1,449.00	—	✓
SML-AL108-SW	108 SW Spacemaker LIDS Classic Aluminum	63#	1,626.00	—	✓
SML-108-DW	SL 108 DW Spacemaker LIDS	186#	1,500.00	✓	✓
SML-AL108-DW	108 DW Spacemaker LIDS Classic Aluminum	83#	1,626.00	—	✓
SML-132-DW	SL 132 DW Spacemaker LIDS	234#	2,844.00	✓	✓
SML-AL132-DW	132 DW Spacemaker LIDS Classic Aluminum	104#	2,977.50	—	✓

All prices F.O.B. Reading, PA

All prices and specifications subject to change without notice.

SB-3

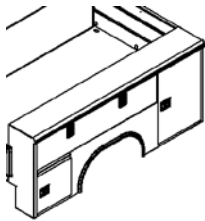


**READING TRUCK BODY
LIST PRICES
CONFIGURABLE SERVICE BODY OPTIONS**

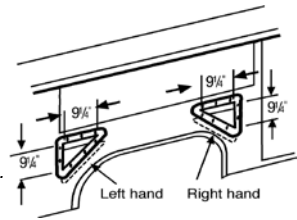
"B"-SIDE COMPARTMENT CONFIGURATION - CURBSIDE

Integrate long horizontal and short rear vertical compartments on C/S.

ORDER CODE	MODEL	APPROX. WEIGHT	PRICE - INSTALLED	AVAILABLE ON	
				SL	CLASSIC II
B-78-SW	B Side 78 SW	1#	342.00	—	✓
B-82-SW	B Side 82 SW	1#	342.00	—	✓
B-98-SW	B Side 98 SW	1#	361.50	—	✓
B-98-DW	B Side 98 DW	2#	396.00	—	✓
B-108-SW	B Side 108 SW	4#	405.00	—	✓
B-108-DW	B Side 108 DW	5#	441.00	—	✓
B-132-DW	B Side 132 DW	5#	520.50	—	✓



LEFT: "B"-side compartment configuration on C/S of a service body.



RIGHT: Example of Aluma Chock® location.

ALUMA CHOCK® (Patented)

Incorporate chock block holders on either side of C/S wheelhouse panel

Chock block holders are *not* available on the Classic II 78 and 82 bodies.

ORDER CODE	MODEL	APPROX. WEIGHT	PRICE - INSTALLED	AVAILABLE ON	
				SL	CLASSIC II
LH-AL-CHK	LH ALUMA CHOCK	15# ea.	229.50	—	✓
RH-AL-CHK	RH ALUMA CHOCK	15# ea.	229.50	—	✓

MASTERLOCKING

Incorporate Spring-loaded, bolt-on Masterlocking arrangement on R/S and C/S.

ORDER CODE	MODEL	APPROX. WEIGHT	PRICE - INSTALLED	AVAILABLE ON	
				SL	CLASSIC II
ML-78A	78-A	15#	451.50	—	✓
ML-78AB	78-AB	15#	451.50	—	✓
ML-82A	82-A	15#	451.50	—	✓
ML-82AB	82-AB	15#	451.50	—	✓
ML-98A	98-A	15#	451.50	✓	✓
ML-98AB	98-AB	15#	451.50	—	✓
ML-108A	108-A	15#	451.50	✓	✓
ML-108AB	108-AB	15#	451.50	—	✓
ML-132A	132-A	16#	505.50	✓	✓
ML-132AB	132-AB	16#	505.50	—	✓

LATCH-MATIC®

Incorporate Latch-Matic® Electronic Remote Control Locking System.

ORDER CODE	MODEL	APPROX. WEIGHT	PRICE - INSTALLED	AVAILABLE ON	
				SL	CLASSIC II
LM-78-82	78 SW, 82 SW	5#	1,024.50	—	✓
LM-98-108	98 SW/DW, 108 SW/DW	5#	1,024.50	✓	✓
LM-132	132 DW	7#	1,119.00	✓	✓

WARNING: Do not use the Latch-Matic system, LED strip lighting, or dome lights on any body that has a bottle rack or vented compartment for carrying a volatile fuel source.

All prices F.O.B. Reading, PA.

All prices and specifications subject to change without notice.

SB-4



**READING TRUCK BODY
LIST PRICES
CONFIGURABLE SERVICE BODY OPTIONS**

FUEL FILL CUTOUTS

Incorporate Fuel Fill Cutout in wheelhouse panel roadside

ORDER CODE	MODEL	APPROX. WEIGHT	PRICE - INSTALLED	AVAILABLE ON	
				SL	CLASSIC II
WPF-FRONT	ALL MODELS - Front Location	0#	55.50	—	✓
WPF-REAR	ALL MODELS - Rear Location	0#	55.50	—	✓

Note: Above fuel fill cutouts accommodate Reading's standard Aluma-Fill and Ford diesel cab chassis DEF fill cup. Reading recommends painting body prior to installation of Aluma-Fill. See Page SB-25 for Def Fill cup.

Incorporate Fuel/DEF Fill Cutout in wheelhouse panel roadside in lieu of standard

ORDER CODE	MODEL	APPROX. WEIGHT	PRICE - INSTALLED	AVAILABLE ON	
				SL	CLASSIC II
WPF-PBD	ALL 98 MODELS - Front Location	0#	64.50	—	✓

Notes: For Reading's Ford diesel pickup bed delete fuel/DEF fill cup. Reading recommends painting body prior to installation of cup. See Page SB-25 for Def Fill cup.

T-HANDLE LOCKS

Incorporate T-handle locks for complete body in lieu of standard locks.

ORDER CODE	MODEL	APPROX. WEIGHT	PRICE - INSTALLED	AVAILABLE ON	
				SL	CLASSIC II
TH-78-SW	78 T HANDLE LOCKS	2#	78.00	—	✓
TH-82-SW	82 T HANDLE LOCKS	2#	78.00	—	✓
TH-98-SW/DW	98 T HANDLE LOCKS	2#	78.00	✓ SW ONLY	✓
TH-108-SW/DW	108 T HANDLE LOCKS	2#	78.00	✓ DW ONLY	✓
TH-132-DW	132 T HANDLE LOCKS	2.5#	100.50	✓	✓

All prices F.O.B. Reading, PA.

All prices and specifications subject to change without notice.

SB-5



**READING TRUCK BODY
LIST PRICES
CONFIGURABLE SERVICE BODY OPTIONS**

SLIDING TOP BED COVERS

2-SECTION SLIDING TOPS - INSTALLED					
ORDER CODE	DESCRIPTION	APPROX. WEIGHT	PRICE	AVAILABLE ON	
				SL	CLASSIC II
ST-INST-98	Steel 98" sliding top - prime	155#	1,839.00	✓	✓
ST-INST-98 WR	Steel 98" sliding top - powder coat white	155#	2,305.50	✓	✓
ST-INST-108	Steel 108" sliding top - prime	170#	1,957.50	✓	✓
ST-INST-108 WR	Steel 108" sliding top - powder coat white	170#	2,478.00	✓	✓
2-SECTION SLIDING TOPS - SHIPPED LOOSE					
23730099	Steel 98" sliding top - prime	155#	1,231.50	✓	✓
23730098	Steel 98" sliding top - powder coat white	155#	1,674.00	✓	✓
23730108	Steel 108" sliding top - prime	170#	1,312.50	✓	✓
23730108 WR	Steel 108" sliding top - powder coat white	170#	1,854.00	✓	✓
RETRACTABLE UTILITY BED COVER (RUBC) - SHIPPED LOOSE					
14211040	Manual RUBC - 78 SW		2,323.50	—	✓
14211041	Manual RUBC - 82 SW		2,323.50	—	✓
14211042	Manual RUBC - 98 SW/DW		2,406.00	—	✓
14211043	Manual RUBC - 108 SW/DW		2,484.00	—	✓
14211044	Manual RUBC - 132 DW		2,646.00	—	✓
14211060	Electric RUBC - 78 SW		2,904.00	—	✓
14211061	Electric RUBC - 82 SW		2,904.00	—	✓
14211062	Electric RUBC - 98 SW/DW		3,006.00	—	✓
14211063	Electric RUBC - 108 SW/DW		3,105.00	—	✓
14211064	Electric RUBC - 132 DW		3,307.50	—	✓

SLIDING TOP BED COVER OPTIONS

ORDER CODE	DESCRIPTION	PRICE
N/A	Installation of 2-section sliding top on a service body up to 108" long	621.00
14211055	Key fob remote for electric RUBC unit	187.50
14211057	Tailgate lock for manual RUBC unit	187.50
N/A	Installation of manual RUBC unit on a Reading chassis pool truck*	303.00
N/A	Installation of electric RUBC unit on a Reading chassis pool truck*	427.50

NOTES:

*Installation of RUBC available *only* when body is mounted on a Reading chassis pool truck.
Installation instructions are provided for units that are shipped loose.

All prices F.O.B. Reading, PA.

All prices and specifications subject to change without notice.

SB-6



**READING TRUCK BODY
LIST PRICES
CONFIGURABLE SERVICE BODY OPTIONS**

C2-60 PACKAGE

Package consists of:

- A - Latch-Matic electronic locking system with automatic LED dome lights for side compartments (installed)
- B - Alarm system installed in side compartments (alarm system will sound when doors are forced open when in locked position)
- C - Reading Ergo Glide-N-Lock –Aluminum Drawer unit curbside front vertical compartment (installed)
- D - Floor area automatic LED dome light (installed)
- E - Bright aluminum tailgate edge cover (installed on powder coat bodies, not installed on prime bodies)
- F - Bright aluminum gravel guards (pair) for front of body (installed on powder coat bodies, not installed on prime bodies)

ORDER CODE	MODEL	PRICE	AVAILABLE ON	
			SL	CLASSIC II
C2-60C-40-98SW	98 & S98 Single Wheel - Standard & Spacemaker	3,088.50	—	✓
C2-60C-40-98DW	98 & S98 Dual Wheel - Standard & Spacemaker	3,151.50	—	✓
C2-60C-40-108SW	108 & S108 Single Wheel Standard & Spacemaker	3,147.00	—	✓
C2-60C-40-108DW	108 & S108 Dual Wheel - Standard & Spacemaker	3,165.00	—	✓
C2-60C-40-132DW	132 & S132 Dual Wheel - Standard & Spacemaker	3,586.50	—	✓

WARNING: Do not use the Latch Matic system, LED strip lighting, or dome lights on any body that has a bottle rack or vented compartment for carrying a volatile fuel source.

READING ERGO GLIDE-N-LOCK ALUMINUM DRAWER UNIT

For use in Standard & Standard Spacemaker Bodies (5-pull out shelf assembly in *front* vertical compartment - R/S or C/S, in lieu of shelves (1) 6" drawer, (3) 3" drawers (1) 2" drawer. Customer must specify R/S or C/S.

ORDER CODE	MODEL	APPROX. WEIGHT	PRICE	AVAILABLE ON	
				SL	CLASSIC II
EGNL-V1-40-98SW	*#98, S98 SW	125#	1,512.00	—	✓
EGNL-V1-40-98DW	*#98, S98 DW	132#	1,591.50	—	✓
EGNL-V1-40-108SW	#108, S108 SW	130#	1,572.00	—	✓
EGNL-V1-40-108DW	108, S108 DW	130#	1,614.00	—	✓
EGNL-V1-40-132DW	132, S132 DW 1st Vert	130#	1,617.00	—	✓
EGNL-V2-40-132DW	132, S132 DW 2nd Vert	125#	1,471.50	—	✓

For use in Standard & Standard Spacemaker Bodies (5-pull out shelf assembly in *rear* vertical compartment - R/S or C/S, in lieu of shelves (1) 6" drawer, (3) 3" drawers (1) 2" drawer. Customer must specify R/S or C/S.

ORDER CODE	MODEL	APPROX. WEIGHT	PRICE	AVAILABLE ON	
				SL	CLASSIC II
EGNL-R-40-98SW	*#98, S98 SW	105#	1,411.50	—	✓
EGNL-R-40-98DW	*#98, S98 DW	120#	1,471.50	—	✓
EGNL-R-40-108SW	#108, S108 SW	105#	1,411.50	—	✓
EGNL-R-40-108DW	108, S108 DW	125#	1,471.50	—	✓
EGNL-R-40-132DW	132, S132 DW	132#	1,591.50	—	✓

NOTES:

98 SW/DW and 108 SW drawer: (1) 6" drawer, (2) 3" drawers and (1) 2" drawer.

Ergo Glide-N-Lock drawers are only available for standard height (40") bodies. This system requires special engineering for use on a low-profile SW Spacemaker body and will not be offered as a standard option.

All prices F.O.B. Reading, PA.

All prices and specifications subject to change without notice.

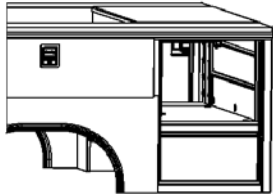
SB-7



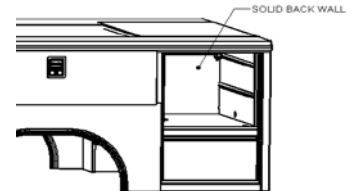
**READING TRUCK BODY
LIST PRICES
CONFIGURABLE SERVICE BODY OPTIONS**

THRU COMPARTMENTS

Incorporate a thru compartment. All options eliminate standard shelves in the front compartment. See description with graphics for detailed explanation.



*LEFT: Incorporate a through compartment across front of body accessible from roadside and curbside with floor extending into compartments. **Option code THRU 78-132.***



*RIGHT: Incorporate a thru compartment across front of body accessible from curbside to back of roadside compartment (**option code THRU-CS-78-132**) or from roadside to back of curbside compartment (**option code THRU-RS-78-132**) with floor extending into compartment.*

ORDER CODE	DESCRIPTION	PRICE	AVAILABLE ON	
			SL	CLASSIC II
THRU 78-132	78-132 THRU COMP. ACROSS FRONT OF BODY	1,059.00	—	✓
THRU-CS-78-132	78-132 CURBSIDE THRU COMPARTMENT	1,059.00	—	✓
THRU-RS-78-132	78-132 ROADSIDE THRU COMPARTMENT	1,059.00	—	✓

LED LIGHTING

LED flex lighting (adhesive strip) attached on hinge side of vertical doors, and on each side of horizontal compartment. Switch is installed on the door. Lighting operates when door is opened. Available on A and AB

ORDER CODE	MODEL	APPROX. WEIGHT	PRICE - INSTALLED	AVAILABLE ON	
				SL	CLASSIC II
LED-FLEX-78-98-108A	78, 82, 98, 108, SW & DW	2#	1,083.00	—	✓
LED-FLEX-132A-AB	132 DW	3#	1,353.00	—	✓

Incorporate one (1) LED dome light with switch in each compartment. Wire is run to skirt line and tagged. *Not available* on Spacemaker bodies.

ORDER CODE	MODEL	APPROX. WEIGHT	PRICE - INSTALLED	AVAILABLE ON	
				SL	CLASSIC II
LED-DOME-6	78, 82, 98, 108, SW & DW	13#	789.00	—	✓
LED-DOME-8	132 DW	17#	1,044.00	—	✓

WARNING: Do not use the Latch Matic system, LED strip lighting, or dome lights on any body that has a bottle rack or vented compartment for carrying a volatile fuel source.

All prices F.O.B. Reading, PA.

All prices and specifications subject to change without notice.



**READING TRUCK BODY
LIST PRICES
CONFIGURABLE SERVICE BODY OPTIONS**

LATCH-MATIC® and LED AUTOMATIC DOME LIGHTS

ORDER CODE	MODEL	APPROX. WEIGHT	PRICE - INSTALLED	AVAILABLE ON	
				SL	CLASSIC II
LM-LED-1	78, 82, 98, 108- LM	8#	1,498.50	—	✓
LM-LED-2	132 -LM	10#	1,821.00	—	✓

WARNING: Do not use the Latch-Matic system, LED strip lighting, or dome lights on any body that has a bottle rack or vented compartment for carrying a volatile fuel source.

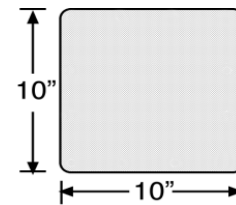
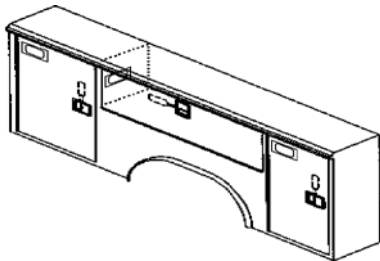
AUDIBLE ALARM SYSTEM

An add-on feature to Latch-Matic® or Latch-Matic® with LED automatic dome lights.
Alarm will sound if any door is forcibly opened when Latch-Matic® system is in locked position.
REQUIRES option code LM-78-82, LM-98-108, LM-132, LM-LED-1, or LM-LED-2.

ORDER CODE	MODEL	APPROX. WEIGHT	PRICE - INSTALLED	AVAILABLE ON	
				SL	CLASSIC II
AA-78-108	78 & 82 SW, 98 & 108 SW/DW	3#	373.50	—	✓
AA-132	132DW S132DW	3#	418.50	—	✓

BELOW: Installation location of Latch-Matic® and LED Dome Lights.

BELOW: Bright Aluminum Deck Plate Gravel Guard for SW and DW bodies.



.063 BRIGHT ALUMINUM DECK PLATE GRAVEL GUARD - SW AND DW (PAIR)

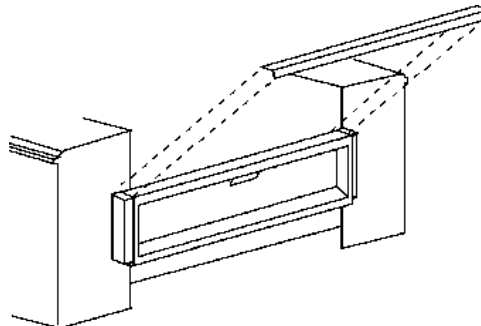
ORDER CODE	MODEL	APPROX. WEIGHT	PRICE	AVAILABLE ON	
				SL	CLASSIC II
GG-SW-DW	ALL MODELS - INSTALLED*	3#	108.00	—	✓
10516260	ALL MODELS - SHIPPED LOOSE	3#	61.50	—	✓

*Gravel Guards installed at factory *only* on powder coated bodies.

.063 BRIGHT ALUMINUM DECK PLATE TAILGATE EDGE COVER

ORDER CODE	MODEL	APPROX. WEIGHT	PRICE	AVAILABLE ON	
				SL	CLASSIC II
TG-BAC	ALL MODELS - INSTALLED*	2#	75.00	—	✓
10516211	ALL MODELS - SHIPPED LOOSE	2#	67.50	—	✓

*Tailgate edge cover installed at factory *only* on powder coated bodies.



LEFT: Installation location of tailgate edge cover.

All prices F.O.B. Reading, PA.

All prices and specifications subject to change without notice.



**READING TRUCK BODY
LIST PRICES
CONFIGURABLE SERVICE BODY OPTIONS**

OPTIONS ON THIS PAGE ARE EXCLUSIVE TO CLASSIC II MODELS ONLY.

DECK PLATE OVERLAYS

Furnish and install deck plate overlays on *top of side compartments*, R/S and C/S.

See graphic and notes below table for additional information.

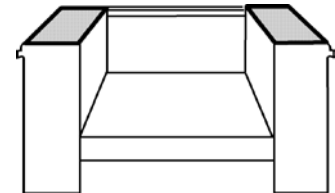
MODEL	12-GAUGE STEEL DECK PLATE*			ALUMINUM WELD-ON DECK PLATE**			BRIGHT ALUMINUM BOLT-ON DECK PLATE***		
	ORDER CODE	APPROX. WEIGHT	PRICE	ORDER CODE	APPROX. WEIGHT	PRICE	ORDER CODE	APPROX. WEIGHT	PRICE
78 SW	DP-SC-78SW	66#	709.50	AL-SC-78SW	56#	817.50	ALDP-SC-78SW	56#	940.50
82 SW	DP-SC-82SW	66#	747.00	AL-SC-82SW	56#	858.00	ALDP-SC-82SW	56#	988.50
98 SW	DP-SC-98SW	83#	891.00	AL-SC-98SW	73#	1,026.00	ALDP-SC-98SW	73#	1,179.00
108 SW	DP-SC-108SW	92#	981.00	AL-SC-108SW	82#	1,129.50	ALDP-SC-108SW	82#	1,299.00
98 DW	DP-SC-98DW	168#	1,336.50	AL-SC-98DW	158#	1,537.50	ALDP-SC-98DW	158#	1,768.50
108 DW	DP-SC-108DW	141#	1,471.50	AL-SC-108DW	131#	1,695.00	ALDP-SC-108DW	131#	1,948.50
132 DW	DP-SC-132DW	173#	1,801.50	AL-SC-132DW	163#	2,071.50	ALDP-SC-132DW	163#	2,383.50

* 12-gauge steel deck plate available only for steel bodies.

** Aluminum weld-on deck plate available only for aluminum bodies.

*** Bright aluminum bolt-on deck plate available for all bodies.

RIGHT: Location of overlays on top of side compartments.



Furnish and install deck plate overlays on *front of side compartments*, R/S and C/S.

See graphic and notes below table for additional information.

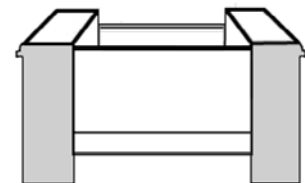
MODEL	12-GAUGE STEEL DECK PLATE*			ALUMINUM WELD-ON DECK PLATE**			BRIGHT ALUMINUM BOLT-ON DECK PLATE***		
	ORDER CODE	APPROX. WEIGHT	PRICE	ORDER CODE	APPROX. WEIGHT	PRICE	ORDER CODE	APPROX. WEIGHT	PRICE
78 SW	DP-FC-78SW	66#	378.00	AL-FC-78SW	56#	435.00	ALDP-FC-78SW	56#	460.50
82 SW	DP-FC-82SW	66#	378.00	AL-FC-82SW	56#	435.00	ALDP-FC-82SW	56#	460.50
98 SW	DP-FC-98SW	83#	378.00	AL-FC-98SW	73#	435.00	ALDP-FC-98SW	73#	460.50
108 SW	DP-FC-108SW	92#	378.00	AL-FC-108SW	82#	435.00	ALDP-FC-108SW	82#	460.50
98 DW	DP-FC-98DW	168#	565.50	AL-FC-98DW	158#	651.00	ALDP-FC-98DW	158#	684.00
108 DW	DP-FC-108DW	141#	565.50	AL-FC-108DW	131#	651.00	ALDP-FC-108DW	131#	684.00
132 DW	DP-FC-132DW	173#	565.50	AL-FC-132DW	163#	651.00	ALDP-FC-132DW	163#	684.00

* 12-gauge steel deck plate available only for steel bodies.

** Aluminum weld-on deck plate available only for aluminum bodies.

*** Bright aluminum bolt-on deck plate available for all bodies.

RIGHT: Location of overlays on front of side compartments.



All prices F.O.B. Reading, PA.

All prices and specifications subject to change without notice.

SB-10



**READING TRUCK BODY
LIST PRICES
CONFIGURABLE SERVICE BODY OPTIONS**

OPTIONS ON THIS PAGE ARE EXCLUSIVE TO CLASSIC II MODELS ONLY.

FLOOR THICKNESS UPGRADE

Upgrade cargo area floor thickness from 12 ga. to 10 ga.

MODEL	ORDER CODE	APPROX. WEIGHT	DIST. PRICE
78 SW	FT-UPG-78	31#	142.50
82 SW	FT-UPG-82	32#	142.50
98 SW/DW	FT-UPG-98	40#	165.00
108 SW/DW	FT-UPG-108	45#	183.00
132 DW	FT-UPG-132	55#	204.00

CARGO AREA TIE-DOWNS

Furnish and install tie-downs in cargo area of service body. *Not available* on bodies with thru-compartments.

MODEL	NO. OF TIE-DOWNS	ORDER CODE	APPROX. WEIGHT	PRICE	AVAILABLE ON	
					ALUMINUM	STEEL
78 SW	4	ST-TD-78	10#	100.50	—	✓
		AL-TD-78		165.00	✓	—
82 SW	4	ST-TD-82	10#	100.50	—	✓
		AL-TD-82		165.00	✓	—
98 SW/DW	6	ST-TD-98	12#	150.00	—	✓
		AL-TD-98		165.00	✓	—
108 SW/DW	6	ST-TD-108	12#	150.00	—	✓
		AL-TD-108		165.00	✓	—
132 DW	6	ST-TD-132	12#	150.00	—	✓
		AL-TD-132		165.00	✓	—

GRAB HANDLES

Furnish and install two (2) grab handles on rear of service body, R/S and C/S.

MODEL	ORDER CODE	APPROX. WEIGHT	PRICE
ALL MODELS	GH-SB	2#	84.00

E-TRACK

Furnish and install two (2) sections of e-track in cargo area of service body, R/S and C/S.

MODEL	ORDER CODE	APPROX. WEIGHT	PRICE
ALL MODELS	E-TRACK		454.50

All prices F.O.B. Reading, PA.

All prices and specifications subject to change without notice.



**READING TRUCK BODY
LIST PRICES
CONFIGURABLE SERVICE BODY OPTIONS**

OPTIONS ON THIS PAGE ARE EXCLUSIVE TO CLASSIC II MODELS ONLY.

TANK / HIGH COMPARTMENTS

SPECIFICATIONS FOR TANK COMPARTMENT (TC) :

- A - Increase height of front vertical compartment to 64" with deck plate base (PGD) - customer *must* specify C/S or R/S at time of order
- B - Furnish and install (1) swivel and lock hose hook
- C - Incorporate compartment venting

ORDER CODE	MODEL	PRICE	AVAILABLE ON	
			ALUMINUM	STEEL
TC-CS-98-132	TANK COMPARTMENT C/S 98-132	1,383.00	—	✓
ALTC-CS-98-132		1,665.00	✓	—
TC-RS-98-132	TANK COMPARTMENT R/S 98-132	1,383.00	—	✓
ALTC-RS-98-132		1,665.00	✓	—

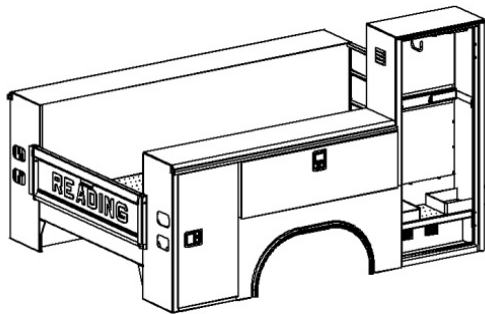
locations may not be suitable for all gases. Please check venting requirements for gases to be carried and modify vents if required.

WARNING: Do not use the LatchMatic system, LED strip lighting, or dome lights on any body that has a bottle rack of vented compartment for carrying a volatile fuel source

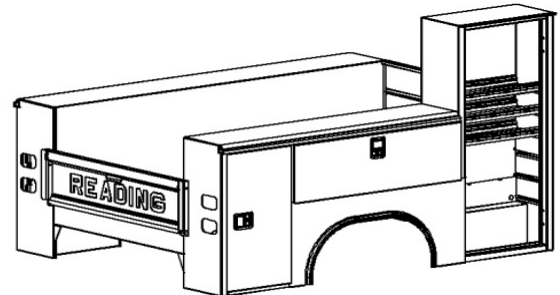
SPECIFICATIONS FOR HIGH COMPARTMENT (HC):

- A - Increase height of front vertical compartment 24", maintaining standard shelves. Customer *must* specify C/S or R/S at time of order

ORDER CODE	MODEL	PRICE - INSTALLED	AVAILABLE ON	
			ALUMINUM	STEEL
HC-CS-98-132	HIGH COMPARTMENT C/S 98-132	747.00	—	✓
ALHC-CS-98-132		900.00	✓	—
HC-RS-98-132	HIGH COMPARTMENT R/S 98-132	747.00	—	✓
ALHC-RS-98-132		900.00	✓	—



ABOVE: Tank Compartment (TC). Note, taillight configuration may not match current design



ABOVE: High Compartment (HC). Note, taillight configuration may not match current design

All prices F.O.B. Reading, PA.

All prices and specifications subject to change without notice.

SB-12



**READING TRUCK GROUP
LIST PRICES
CONFIGURABLE SERVICE BODY OPTIONS**

OPTIONS ON THIS PAGE ARE EXCLUSIVE TO CLASSIC II MODELS ONLY.

CRANE REINFORCEMENT

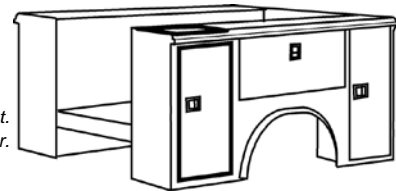
Reinforce Rear Vertical Compartment for crane usage. Customer must specify C/S or R/S upon order.
Requires Crane Reinforcement Ship Kit - order code 10506883.
Not available on bodies with Spacemaker option.

For applications of 5,000 lb. or 6,000 lb. crane capacity, refer to Heavy Duty Service Body Price Book.

ORDER CODE	MAX. CRANE CAPACITY	MODEL	APPROX. WEIGHT	PRICE	AVAILABLE ON	
					ALUMINUM	STEEL
RC-26L	4000#	ALL MODELS	350#	1,719.00	—	✓
10506883	REQUIRED	Crane Reinforcement Ship Kit	28#	72.00	—	✓

READING TRUCK GROUP will not be responsible for any unit where the crane reinforcement was accomplished by distributors or by others.

Crane compartment will not include shelf or shelf brackets. Drip tray included.



*LEFT: Location of C/S crane reinforcement.
Customer may select R/S location if desired at time of order.*

CRANEMASTER CM3 UPGRADE

Includes option codes RC-26L and 10506883, plus:

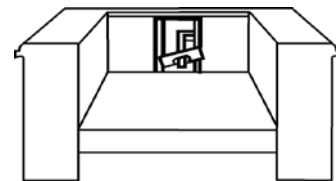
- A - Diamond plate base for crane installation
- B - Crane mounting holes - drilled for a Liftmoore 2000, 2700, and 3200 series crane (if user wants another hole pattern or no holes, please contact Customer Support and add the note to the order).
- C - Compatible with C/S tank compartment. Please select option code TC-CS-98-132 if desired.
- D - Specify chassis at time of order.

ORDER CODE	MODEL	CHASSIS / CA	APPROX. WEIGHT	AVAILABLE ON		PRICE
				ALUMINUM	STEEL	
CM3-98S	98 SW	56" Ford/GMC/Chevy/RAM	424#	—	✓	1,783.50
CM3-98D	98 DW	56" Ford/GMC/Chevy/RAM	601#	—	✓	2,161.50
CM3-108S	108 SW	60" Ford/RAM	492#	—	✓	1,698.00
CM3-108D	108 DW	60" Ford/GMC/Chevy/RAM	739#	—	✓	1,998.00
CM3-132D	132 DW	84" Ford/GMC/Chevy/RAM	798#	—	✓	1,888.50

SPARE TIRE CARRIER

Furnish spare tire carrier on front bulkhead inside floor area for service body applications

ORDER CODE	COLOR	MODEL	APPROX. WEIGHT	PRICE	AVAILABLE ON	
					ALUMINUM	STEEL
SPTC-BLK	BLACK	ALL MODELS	7#	295.50	✓	✓
SPTC-WR	WHITE	ALL MODELS	7#	295.50	✓	✓



ABOVE: Location of spare tire carrier.

All prices F.O.B. Reading, PA.

All prices and specifications subject to change without notice.

SB-13



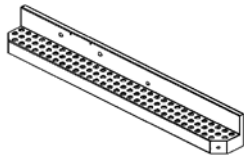
**READING TRUCK BODY
LIST PRICES
CONFIGURABLE SERVICE BODY OPTIONS**

STEEL BUMPERS

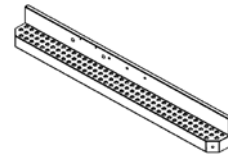
SPECIFICATIONS:

1. All-steel construction
2. P - Pooched ; D - Deck Plate
3. P76/DP76 - 76.5" length
4. P92/DP92 - 91.5" length
5. Powder coated white standard - for alternate colors, refer to order codes on SB-15
6. Bumpers are shipped loose with bodies and must be selected independently

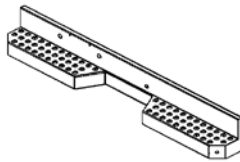
Single Wheel Bumper with LED Lights



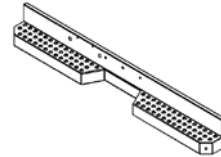
Dual Wheel Bumper with LED Lights



Single Wheel Recessed Bumper with LED Lights



Dual Wheel Recessed Bumper with LED Lights



ORDER CODE	MODEL	APPROX. WEIGHT	PRICE	AVAILABLE ON	
				SL	CLASSIC II
QMPNS11101	P77 Quick Mount Bumper (SW)	60#	472.50	✓	✓
QMPRS11102	P77R Quick Mount Bumper - Recessed (SW)	66#	723.00	✓	✓
QMPND11201	P92 Quick Mount Bumper (DW)	70#	534.00	✓	✓
QMPRD11202	P92R Quick Mount Bumper - Recessed (DW)	76#	634.50	✓	✓
QMDNS11111	DP77 Quick Mount Bumper (SW)	60#	472.50	✓	✓
QMDRS11112	DP77R Quick Mount Bumper - Recessed (SW)	66#	573.00	✓	✓
QMDND11211	DP92 Quick Mount Bumper (DW)	70#	534.00	✓	✓
QMDRD11212	DP92R Quick Mount Bumper - Recessed (DW)	76#	634.50	✓	✓

All prices F.O.B. Reading, PA.

All prices and specifications subject to change without notice.

SB-14



**READING TRUCK BODY
LIST PRICES
CONFIGURABLE SERVICE BODY OPTIONS**

BODY AND BUMPER POWDER COAT

ORDER CODE	DESCRIPTION	MODEL YEAR	AVAILABLE ON	
GMC / CHEVY CHASSIS			SL	CLASSIC II
PC-GMRED-74	GM RED - 74	2010-2015	✓	✓
PC-GMRED-GC7	GM RED - G7C	2016 and up	✓	✓
FORD CHASSIS				
PC-FRED-F1	FORD RED - F1	2011-2015	✓	✓
PC-FRED-PQ	FORD RED - PQ	2016 and up	✓	✓
RAM CHASSIS*				
PC-RAMRED-PR4	RAM RED - PR4	2010 and up	✓	✓
ALL OEMs				
PC-BLACK**	BLACK		✓	✓

* Reading does not offer RAM PRP Red Powder

** Reading strongly recommends other colors, rather than black. A black finish tends to allow more manufacturing marks to show through the paint than other colors. As a matter of policy Reading Truck Body can supply black powder coat paint. However, be advised **there will be no returns, discounts or re-work allowed due to finish concerns and manufacturing marks which may show thru the black.**

BODY AND BUMPER SPRAYLINER

FLOOR AREA			AVAILABLE ON	
Coat floor area with 1/8" thickness of spray-on bedliner.				
ORDER CODE	MODELS	PRICE	SL	CLASSIC II
SPRAY-78/98	78 & 82 SW & 98 SW/DW	1,032.00	✓ 98 SW ONLY	✓
SPRAY-108	108 SW/DW	1,192.50	✓ 108 DW ONLY	✓
SPRAY-132	132 DW	1,566.00	✓	✓
COMPARTMENT TOPS			AVAILABLE ON	
Coat top of compartments and top of front bulkhead with 1/8" thickness of spray-on bedliner.				
ORDER CODE	MODELS	PRICE	SL	CLASSIC II
SPRAY-TOP-78/98SW	78, 82 & 98 SW	186.00	✓ 98 SW ONLY	✓
SPRAY-TOP-98DW	98 DW	232.50	—	✓
SPRAY-TOP-108SW	108 SW	199.50	—	✓
SPRAY-TOP-108DW	108 DW	252.00	✓	✓
SPRAY-TOP-132DW	132 DW	348.00	✓	✓
COMPARTMENT TOPS & FLOOR AREA			AVAILABLE ON	
Coat top of compartments, top of front bulkhead, floor area, vertical side walls, and inside of tailgate with 1/8" thickness of spray-on bedliner.				
ORDER CODE	MODELS	PRICE	SL	CLASSIC II
SPRAY-TF-78SW	78 & 82 SW	1,215.00	—	✓
SPRAY-TF-98SW	98 SW	1,215.00	✓	✓
SPRAY-TF-98DW	98 DW	1,260.00	—	✓
SPRAY-TF-108SW	108 SW	1,389.00	—	✓
SPRAY-TF-108DW	108 DW	1,441.50	✓	✓
SPRAY-TF-132DW	132 DW	1,911.00	✓	✓
WHOLE BUMPER			AVAILABLE ON	
Coat whole bumper with 1/8" thick spray-on liner.				
ORDER CODE	MODELS	PRICE	SL	CLASSIC II
SPRAY-SW BUMPER	SW Bumper	195.00	✓	✓
SPRAY-DW BUMPER	DW Bumper	219.00	✓	✓
BUMPER STEP			AVAILABLE ON	
Coat bumper step <i>only</i> with 1/8" thick spray-on liner.				
ORDER CODE	MODELS	PRICE	SL	CLASSIC II
SPRAY-STEP-SW BUMPER	SW Bumper	168.00	✓	✓
SPRAY-STEP-DW-BUMPER	DW Bumper	202.50	✓	✓

All prices F.O.B. Reading, PA.

All prices and specifications subject to change without notice.

SB-15



**READING TRUCK BODY
LIST PRICES
CONFIGURABLE SERVICE BODY OPTIONS**

OPTIONS ON THIS PAGE ARE COMPATIBLE WITH BOTH SL AND CLASSIC II MODELS.

LADDER RACKS - SHIPPED LOOSE					
DESCRIPTION	APPROX. WEIGHT	POWDER COAT WHITE		PRIME	
		ORDER CODE	PRICE	ORDER CODE	PRICE
Removable Side-Mounted Ladder Rack - Angular	40#	13730501	415.50	13730001	232.50
Removable Side-Mounted Ladder Rack - Flat	40#	13770508	366.00	13770008	210.00
Removable Overhead Ladder Rack-Standard Body S.W. 66" I	43#	13730502	379.50	13730002	229.50
Removable Overhead Ladder Rack-Standard Body D.W. 79" I	50#	13730503	420.00	13730003	253.50
1/4" Spacer plate (Each) - Required for Ladder Racks installed on Spacemaker Body	2#	10050003 WR	28.50	10050003 PR	21.00
Low pipe rack including front bumper support	12#	13730021 WR	246.00	13730021	120.00
Removable side-mounted high pipe rack	25#	13770019 WR	279.00	13770019	232.50
Removable pipe vise rack including front support	8#	13730031 WR	262.50	13730031	132.00
Tension clamp	3#	13730041 WR	136.50	13730041	96.00

HEADACHE RACKS - POWDER COAT WHITE - SHIPPED LOOSE			
DESCRIPTION	APPROX. WEIGHT	ORDER CODE	PRICE
18" Headache Rack for GM/RAM P/U - Compatible with GM pickups, GM cab chassis, and RAM pickups - Shipped Loose	40#	13780520	435.00
18" Spacemaker Headache Rack for GM/RAM P/U - Compatible with GM pickups, GM cab chassis, and RAM pickups - Shipped Loose	40#	13780540	435.00
22" Headache Rack for Ford/RAM CC - Compatible with Ford pickups, Ford cab chassis, and RAM cab chassis - Shipped Loose	45#	13780530	435.00
22" Spacemaker Headache Rack for Ford/RAM CC - Compatible with Ford pickups, Ford cab chassis, and RAM cab chassis - Shipped Loose	45#	13780550	435.00

All prices F.O.B. Reading, PA.

All prices and specifications subject to change without notice.

SB-16



**READING TRUCK BODY
LIST PRICES
CONFIGURABLE SERVICE BODY OPTIONS**

OPTIONS ON THIS PAGE ARE COMPATIBLE WITH BOTH SL AND CLASSIC II MODELS.

FMVSS 111 COMPLIANT BACKUP CAMERAS

ORDER CODE	DESCRIPTION	PRICE
CHASSIS INCLUDES OEM MONITOR ONLY - CHOOSE CAMERA & OEM HARNESS		
14302153	Flush mount camera 	117.00
14302154	MY 2016+ GM OEM harness - HD chassis only 	69.00
14302155	MY 2011+ Ford OEM harness - Super Duty 	61.50
14302157	MY 2010+ RAM OEM harness - HD chassis only 	66.00
CHASSIS WITH OR WITHOUT OEM MONITOR/CAMERA OPTION (OLDER MODEL CHASSIS)		
14302147	Stand Alone Kit for chassis without OEM monitor/camera (includes flush mount camera, 7" digital monitor, and wire harness) 	309.00

All prices F.O.B. Reading, PA.

All prices and specifications subject to change without notice.

SB-17



**READING TRUCK BODY
LIST PRICES
CONFIGURABLE SERVICE BODY OPTIONS**

OPTIONS ON THIS PAGE ARE COMPATIBLE WITH BOTH SL AND CLASSIC II MODELS.

LIGHTING ACCESSORIES

Prices below **do not** include installation charges.

LIGHT HARNESS ADAPTORS			
ORDER CODE	FORD	APPROX. WEIGHT	PRICE
14302338	Ford 99 - 17 2-Light Harness Adaptor 56/60/84 C.A. Cab Chassis & Pickup Bed Delete	1#	54.00
14302339	Ford 17 - Current Model Year 2-Light Harness Adaptor 40/56 C.A. Pickup Bed Removal	1#	54.00
GM			
14302336	GM 16 - Current Model Year 2-Light Harness Adaptor for GM Silverado/Sierra 56/60/84 C.A. Cab Chassis	1#	54.00
14302334	GM 14-15 - 2-Light Harness Adaptor for GM-Silverado/Sierra 56/60/84 C.A. Cab Chassis	1#	42.00
14302325	GM 07-13 2-Light Harness Adaptor for GM-Silverado/Sierra 56/60/84 C.A. Cab Chassis	1#	54.00
RAM			
14302335	Ram 99 - to Current Model Year 2-Light Harness Adaptor for 56/60/84 C.A. Cab Chassis	1#	54.00
LIGHT RESISTORS			
10508225	(2) LED Light Resistors REQUIRED on any truck with pickup bed removal. Not needed on RAM.	.4#	30.00
10508226	(2) LED Light Resistors - Single Combination Taillight REQUIRED on any truck with pickup bed removal. Not needed on RAM.	.4#	100.50
COMPARTMENT LIGHT KITS			
20506857	LED Flex Light 78-108A Ship Kit		765.00
20506858	LED Flex Light 132A Ship Kit		1,002.00
20506859	LED Flex Light 78-108 AB Ship Kit		841.50
20506860	LED Flex Light 132 AB Ship Kit		1,035.00
LIGHT KITS			
20508218	1-Light single wheel LED light kit with harness - rectangular lights (Back up Light LED)		273.00
20508219	1-Light dual wheel LED light kit with harness - rectangular lights (Back up Light LED)		336.00

All prices F.O.B. Reading, PA.

All prices and specifications subject to change without notice.

SB-18



**READING TRUCK BODY
LIST PRICES
CONFIGURABLE SERVICE BODY OPTIONS**

OPTIONS ON THIS PAGE ARE COMPATIBLE WITH BOTH SL AND CLASSIC II MODELS.

MOUNTING ACCESSORIES AND OTHER OPTIONAL EQUIPMENT

Prices below **do not** include installation charges.

ORDER CODE	DESCRIPTION	APPROX. WEIGHT	PRICE
10507315	Recessed aluminum gas fill box (For all chassis <i>except</i> Ford cutaway chassis)	4#	52.50
10012603	GM, Ford, RAM - SP-4 Front 4-Bolt Spring Mounting Kit Standard with Aluminum Service Body; <u>Optional</u> on Steel Service Body	3#	118.50
10566617	Ford Pickup Bed Delete & Pickup Bed Removal Mounting Kit for MY 2017 and newer		120.00
10566606	RAM Supplemental Mounting Kit for mounting 98DW		85.50
10566602	RAM Supplemental Mounting Kit for mounting 108SW/DW and 132DW bodies <u>REQUIRED</u> on RAM chassis in addition to standard mounting kit supplied with body	13#	85.50
10566607	GM / International Supplemental Mounting Kit for mounting 108DW and 132DW bodies <u>REQUIRED</u> on Chevrolet 4500/5500/6500 and Navistar International CV chassis	13#	102.00
10507352	Ford 2011 - 2016 F-Series Diesel Cab Chassis DEF Fill Cup - Bare Aluminum	1.4#	52.50
10507353	Ford 2011 - 2016 F-Series Diesel Pickup Bed Delete Fuel/DEF Fill Cup - White	1.75#	96.00
10506517	Ford 2017 - Current Model Year Def Fill bracket assembly - Black	3#	112.50
14302533	Back Up Alarm		61.50
14301689	GM Relay Harness for Back Up Alarm Required for Install on GM of Chassis is not equipped with SFW - back up alarm calibration		159.00
14900360	Electric Brake Controller - (Ford/GMC/Chevy/Ram)		157.50
10508000	Mud Flap - Single Wheel (pair)		70.50
10508001	Mud Flap - Dual Wheel (pair)		96.00

All prices F.O.B. Reading, PA.

All prices and specifications subject to change without notice.

SB-19



**READING TRUCK BODY
LIST PRICES
CONFIGURABLE SERVICE BODY OPTIONS**

OPTIONS ON THIS PAGE ARE COMPATIBLE WITH BOTH SL AND CLASSIC II MODELS.

SERVICE BODY HITCHES

Furnish a hitch for use on a service body. Hitches are shipped loose. When installed, hitch may not be flush with end of bumper.

ORDER CODE	DESCRIPTION	CAPACITY	PRICE
14900366	2 1/2" Receiver Tube Hitch (Ford 60" & longer C/A)	20,000#	358.50
14900399	2" Receiver Tube Hitch (GM MY 2011 to current 56" C/A) - PU box delete	16,000#	415.50
14900383	2" Receiver Tube Hitch (Ford 56" 60 & longer C/A / GM 60" & longer C/A)*	15,000#	403.50
14900362	2" Receiver Tube Hitch (RAM 56" C/A)	15,000#	445.50
14900387	2" Receiver Tube Hitch (RaAM500/5500 chassis)	15,000#	372.00
14900162	Multi-Tow 7/4 Way Trailer Plug (Ford / GM 56" C/A PU box delete, GM cab chassis) Trailer plug mounting bracket not required	N/A	67.50
14900172	7 Pole Flat Pin Trailer Plug (Ford cab chassis, Ford / GM cutaway, RAM)	N/A	21.00
14900174	Trailer Plug Mounting Bracket	N/A	19.50
14900360	Electric Brake Controller		157.50



All prices F.O.B. Reading, PA.

All prices and specifications subject to change without notice.

SB-20



**READING TRUCK BODY
LIST PRICES
CONFIGURABLE SERVICE BODY CREDITS**

ELIMINATE TAILGATE

ORDER CODE	MATERIAL	MODEL	CREDIT
E-TG-STEEL	STEEL TAILGATE	78 & 82 SW,98,108,132	-214.50
E-TG-ALUM	ALUMINUM TAILGATE	78 & 82 SW, 98,108, 132	-313.50

ELIMINATE LIGHT HOLES, LIGHT KIT AND LIGHT HARNESS

ORDER CODE	MODEL	CREDIT
ELH-SW	SW MODELS	-145.50
ELH-DW	DW MODELS	-177.00

ELIMINATE POWDER COAT

ORDER CODE	MODEL	CREDIT
ELP-BUMP	ALL SW/DW BUMPERS	-60.00
ELP-78SW	78-SW	-435.00
ELP-82SW	82-SW	-435.00
ELP-98SW/DW	98-SW/DW	-469.50
ELP-108SW/DW	108-SW/DW	-523.50
ELP-132DW	132-DW	-588.00

All prices F.O.B. Reading, PA.

All prices and specifications subject to change without notice.

SB-CREDITS



READING TRUCK BODY
LIST PRICES
HEAVY DUTY SERVICE AND CRANEMASTER BODIES

<u>CHECKLISTS</u>	<u>PAGE</u>
HEAVY DUTY SERVICE BODIES	HDCM-CK1
CRANEMASTER BODIES	HDCM-CK2
<u>PRODUCT</u>	
HEAVY DUTY SERVICE BODIES	HDCM-1
HEAVY DUTY SERVICE BODY OPTIONS	
LATCH-MATIC® KEYLESS ENTRY	HDCM-2
FUEL FILL CUTOUTS	HDCM-2
LIGHT HOLES	HDCM-2
DECK PLATE OVERLAYS	HDCM-3
CRANE REINFORCEMENT KITS	HDCM-3
SPARE TIRE CARRIER	HDCM-4
LED COMPARTMENT DOME LIGHTING	HDCM-4
CARRYING HOOKS	HDCM-4
SLIDING TOP BED COVERS	HDCM-4
LIGHT HARNESS ADAPTORS	HDCM-5
COMPARTMENT LIGHT KITS	HDCM-5
STT LIGHT KITS	HDCM-5
MOUNTING ACCESSORIES AND OTHER OPTIONAL EQUIPMENT	HDCM-6
CRANEMASTER BODIES	
CM6 BODIES	HDCM-7
CM8 BODIES	HDCM-7
POWDER COAT AND SPRAYLINER	HDCM-8
MOUNTING	
BODY TRANSFER FREIGHT PRICE SCHEDULE	HDCM-9



**READING TRUCK BODY
HEAVY DUTY SERVICE BODIES
CHECKLIST**

Needed when ordering a body loose:

- A. Body part number or order code
- B. Body option order code(s)
- C. Bumper order code
- D. Light harness adaptor

Items to remember when ordering a service body shipping loose:

- 1. Light harness is chassis model specific.
- 2. Mounting kit 10566617 is required to install a 98 body on a 2017 Ford Pickup Box removal.
- 3. A supplement mounting kit is required when mounting a 108SW/DW and 132DW body on a RAM chassis.
- 4. RAM 60SW gas Fuel Fill is located front of wheelhouse panel specify at time of order
- 5. LED light resistors are required on any truck with pickup bed removal
- 6. Spring mount kit is required when an aluminum service body is mounted included in aluminum body mtg kit. Spring mount kit is also recommended for 4x4 chassis.

Needed when ordering a body mounted:

- A. Body part number or order code
- B. Bumper order code
- C. Light harness adaptor
- D. Mounting charge(s)
- E. Chassis information
- F. Dealer-signed purchase order

Items to remember when ordering a service body mounted:

- 1. Light harness is chassis model specific.
- 2. Mounting kit 10566617 is required to install a 98 body on a 2017 Ford Pickup Box removal.
- 3. A supplement mounting kit is required when mounting a 108SW/DW and 132DW body on a RAM chassis.
- 4. LED light resistors are required on any truck with pickup bed removal
- 5. RAM 60SW gas Fuel Fill is located front of wheelhouse panel specify at time of order
- 6. Additional mounting charge required for DW GM.
- 7. Additional mounting charge if body equipped with Latch-Matic.
- 8. When ordering a trailer plug the mounting bracket is required.
- 9. Body transfer freight charges apply when mounting at a satellite location.
- 10. Additional charges for Ship-Thru and Freight Re-Entry.
- 11. Def fill cup and cutout required for a diesel Ford chassis.
- 12. Spring mount kit is required when an aluminum service body is mounted included in aluminum body mtg kit. Spring mount kit is also recommended for 4x4 chassis.
- 13. If a 2nd stage MSO is required, the purchase order **must** specify this.



READING TRUCK BODY CRANEMASTER BODIES CHECKLIST

Needed when ordering a body loose:

- A. Body part number or order code
- B. Light Harness Adaptor

Optional:

- A. Crank Down / Pull Out Outrigger

Items to remember when ordering a body shipping loose:

1. Light harnesses are chassis model specific.
2. A supplement mounting kit is required when mounting a 108DW or 132DW body on a RAM.
3. GM Fuel Fill Hose Elbow Kit may be required for DW GM chassis after model year 2011.
4. The CM8 is predrilled for a Auto Crane series crane. If a distributor/upfitter would like no holes or different hole pattern, it must be called out on sales order.
5. The CM6 has no predrilled holes. If a distributor/upfitter would like a holes drilled, it must be called out on sales order.
6. The CM6 and CM8 bodies include a rear step umper with outrigger receiver tube installed as standard.

Things I need when ordering a body mounted:

- A. Body part number or order code
- B. Light Harness Adaptor
- C. Mounting Charge
- D. Chassis Information

Optional:

- A. Crank Down / Pull Out Outrigger

Items to remember when ordering a Cranemaster - CM6 and CM8 Service Body mounted:

1. Light harnesses are chassis model specific.
2. A supplement mounting kit is required when mounting a 108DW or 132DW body on a RAM.
3. Additional mounting charge to reinforce for crane.
4. Additional mounting charge required for DW GM .
5. When ordering a trailer plug, a mounting bracket is required.
6. Body transfer freight charges apply when mounting at a satellite location.
7. Additional charges for Ship-Thru and Freight Re-Entry .
8. Light Hole cutouts
9. Fuel Fill cutout(s) (CM6 only)
10. Def Fill Cup and cutout required for a Diesel Ford Chassis.
11. The CM8 is predrilled for a Auto Crane series crane. If a distributor/upfitter would like no holes or different hole pattern, it must be called out on sales order.
12. The CM6 has no predrilled holes. If a distributor/upfitter would like a holes drilled, it must be called out on sales order.
13. The CM6 and CM8 bodies include a rear step umper with outrigger receiver tube installed as standard.
14. If a 2nd stage MSO is required, the purchase order **must** specify this.



**READING TRUCK BODY
LIST PRICES
HEAVY DUTY SERVICE BODIES**

SPECIFICATIONS:

1. Universal mount
2. Hidden Hinges
3. E-Coat Prime - **bodies are not painted**
4. LH1 - One (1) rectangular light hole in each rear partition
5. FF - Fuel Fill cut-out located roadside rear of wheelhouse
6. A60 coating weight steel treadplate floor - 3/16"
7. Slam action tailgate
8. Light Kit and installation - STT & reverse LED lights & wiring^
9. Stainless steel rotary paddle locks

OLD PART NO.	NEW PART NO.	MODEL	CHASSIS C/A	APPROX. WEIGHT	DIST. PRICE
33500601	HDS108DRP3FA500601	HDR-108A	60" DRW	1414#	8,308.50
33500605	HDS108DRP3FA500605	HDR-108AB			8,721.00
33500705	HDS120DRP3FA500705	HDR-120AB	72" DRW	1761#	11,416.50
33500801	HDS132DRP3FA500801	HDR-132A	84" DRW	2182#	11,052.00
33500805	HDS132DRP3FA500805	HDR-132AB			11,604.00
33501005	HDS150DRP3FA501005	HDR-150AB	102" DRW	2536#	14,821.50

NOTES:

^ Light harness adaptor is not included with body. See page HDCM-5 for adaptor order code and price.
 Mounting kits are not furnished with HD bodies and need to be ordered separately.
 Supplemental mounting kits may be needed depending on OEM chassis.
 Tire size must be furnished on HD bodies at time of order.



**READING TRUCK BODY
LIST PRICES
HEAVY DUTY SERVICE BODY OPTIONS**

LATCH-MATIC®

Incorporate Latch-Matic® Electronic Remote Control Locking System.

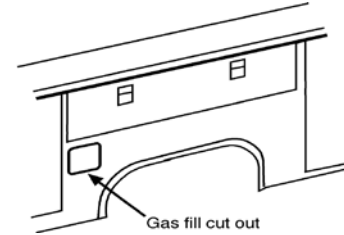
ORDER CODE	MODEL	APPROX. WEIGHT	PRICE - INSTALLED
LM-98-108	HD 108 DW	5#	1,024.50
LM-120HD	HD 120 DW	7#	1,072.50
LM-132	HD 132 DW	7#	1,119.00
LM-150HD	HD 150 DW	9#	1,213.50

WARNING: Do not use the Latch-Matic system, LED strip lighting, or dome lights on any body that has a bottle rack or vented compartment for carrying a volatile fuel source.

FUEL FILL CUTOUTS

Incorporate Fuel Fill Cutout in wheelhouse panel roadside

ORDER CODE	MODEL	APPROX. WEIGHT	DIST. PRICE INSTALLED
WPF-FRONT	ALL MODELS - Front Location	0#	55.50
WPF-REAR	ALL MODELS - Rear Location	0#	55.50
WPF-DUAL	ALL MODELS - Front & Rear Locations	0#	111.00



Note: Above fuel fill cutouts accommodate Reading's standard Aluma-Fill and Ford diesel cab chassis DEF fill cup. Reading recommends painting body prior to installation of Aluma-Fill.

Incorporate Fuel/DEF Fill Cutout in wheelhouse panel roadside

ORDER CODE	MODEL	APPROX. WEIGHT	PRICE
WPF-PBD	ALL 98 MODELS - Front Location	0#	64.50

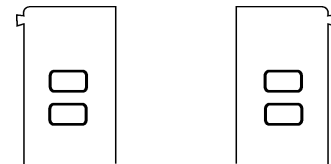
Notes: For Reading's Ford diesel pickup bed delete fuel/DEF fill cup. Reading recommends painting body prior to installation of cup.

LIGHT HOLES

Incorporate (2) Rectangular Light Holes punched in each rear body partition

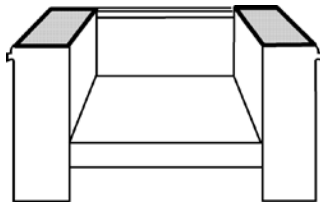
ORDER CODE	MODEL	APPROX. WEIGHT	PRICE
LH2	ALL MODELS	0#	70.50

Distributor **must** specify location if other than standard. Holes are covered for shipment.

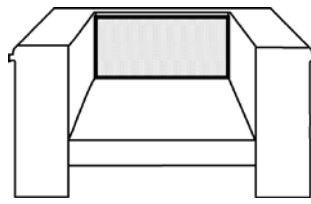


**READING TRUCK BODY
LIST PRICES
HEAVY DUTY SERVICE BODY OPTIONS**

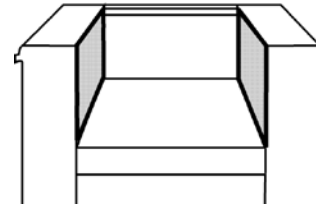
MODEL	TOP OF SIDE COMPARTMENTS			INSIDE OF FRONT BULKHEAD			BACK OF COMPARTMENTS			REAR PARTITIONS		
	ORDER CODE	APPROX. WEIGHT	PRICE	ORDER CODE	APPROX. WEIGHT	PRICE	ORDER CODE	APPROX. WEIGHT	PRICE	ORDER CODE	APPROX. WEIGHT	PRICE
HDR-108DW	DP-SC-108DW	141#	1,471.50	DP-FB-108DW	37#	198.00	DP-BC-108DW	148#	651.00	DP-RP-108DW	59#	319.50
HDR-120DW	DP-SC-120DW	157#	1,636.50	DP-FB-120DW	37#	198.00	DP-BC-120DW	166#	756.00	DP-RP-120DW	59#	319.50
HDR-132DW	DP-SC-132DW	173#	1,801.50	DP-FB-132DW	37#	198.00	DP-BC-132DW	184#	796.50	DP-RP-132DW	59#	319.50
HDR-150DW	DP-SC-150DW	189#	2,131.50	DP-FB-150DW	37#	198.00	DP-BC-150DW	202#	942.00	DP-RP-150DW	59#	319.50



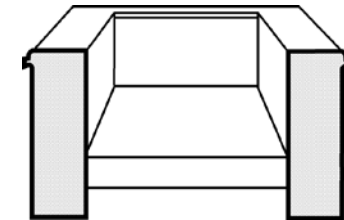
Overlays on top of side compartments.



Overlays on inside of front bulkhead.



Overlays on inside back of side compartments.



Overlays on rear partitions.


CRANE REINFORCEMENT

Reinforce Rear Vertical Compartment for crane usage. Customer must specify C/S or R/S upon order.

Requires Crane Reinforcement Ship Kit - order code 10506883.

Not available on bodies with Spacemaker option.

PART NO.	MAX. CRANE CAPACITY	MODEL	APPROX. WEIGHT	PRICE
RC-26L	4000#	ALL MODELS	350#	1,719.00
RC-26H	6000#	ALL MODELS	1000#	4,008.00
10506883	REQUIRED Crane Reinforcement Ship Kit		28#	72.00



ABOVE: Location of C/S crane reinforcement.
Customer may select R/S location if desired at time of order.

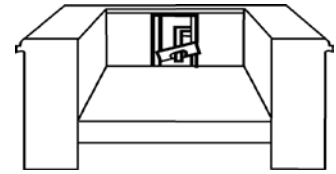
READING TRUCK GROUP will not be responsible for any unit where the crane reinforcement was accomplished by distributors or by others.

Crane compartment will not include shelf or shelf brackets. Drip tray included.

SPARE TIRE CARRIER

Furnish spare tire carrier on front bulkhead inside floor area for service body applications *only*.

PART NO.	MODEL	APPROX. WEIGHT	PRICE
SPTC-BLK	ALL MODELS	7#	295.50
SPTC-WR	ALL MODELS	7#	295.50

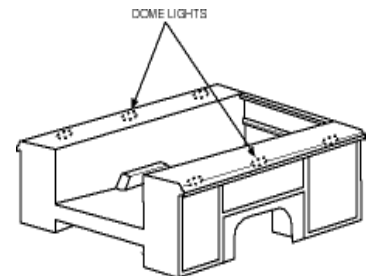


LED LIGHTING

Incorporate one (1) LED dome light with switch in each compartment. Wire is run to skirt line and tagged.

Not available on Spacemaker bodies.

ORDER CODE	MODEL	APPROX. WEIGHT	PRICE
LED-DOME-6	HD 108 DW, HD 120 DW	13#	789.00
LED-DOME-8	HD 132 DW, HD 150 DW	17#	1,044.00
LED-DOME-10	HD 150 DW	21#	1,044.00

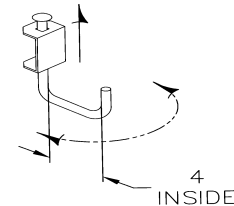


WARNING: Do not use the Latch Matic system, LED strip lighting, or dome lights on any body that has a bottle rack or vented compartment for carrying a volatile fuel source.

CARRYING HOOKS

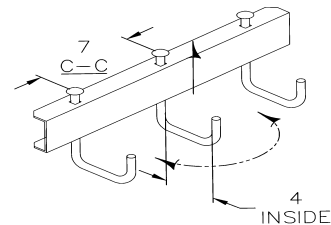
Swivel & Lock Single Hook Assembly (MUST specify compartment and location.)

PART NO.	MODEL	APPROX. WEIGHT	PRICE
10507179	ALL STEEL MODELS	1#	30.00
10507279	ALL ALUMINUM MODELS	1#	31.50



Swivel & Lock Triple Hook Assembly (MUST specify compartment and location.)

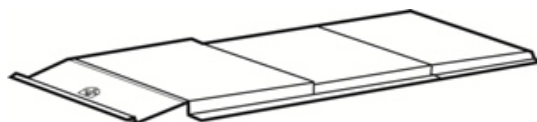
PART NO.	MODEL	APPROX. WEIGHT	PRICE
10507651	ALL STEEL MODELS	4#	48.00
10507251	ALL ALUMINUM MODELS	4#	49.50



SLIDING TOP BED COVERS

3-section roller steel sliding top for HD 132 and HD 150 bodies. *Not available for HD 108 bodies.*

MODEL	DESCRIPTION	ORDER CODE	APPROX. WEIGHT	PRICE
STR-132	3-SECTION ROLLER COVER HD 132 DW	23730117	370#	3,628.50
STR-150	3-SECTION ROLLER COVER HD 150 DW	23730118	410#	3,778.50
Sliding Top Installation - HD 132 DW & HD 150 DW				630.00





**READING TRUCK BODY
LIST PRICES
HEAVY DUTY SERVICE BODY OPTIONS**

LIGHTING ACCESSORIES

Prices below **do not** include installation charges.

LIGHT HARNESS ADAPTORS			
ORDER CODE	FORD	APPROX. WEIGHT	PRICE
14302338	Ford 99 - 17 2-Light Harness Adaptor 56/60/84 C.A. Cab Chassis & Pickup Bed Delete	1#	54.00
GM			
14302336	GM 16 - Current Model Year 2-Light Harness Adaptor for GM Silverado/Sierra 56/60/84 C.A. Cab Chassis	1#	54.00
14302334	GM 14-15 - 2-Light Harness Adaptor for GM-Silverado/Sierra 56/60/84 C.A. Cab Chassis	1#	42.00
14302325	GM 07-13 2-Light Harness Adaptor for GM-Silverado/Sierra 56/60/84 C.A. Cab Chassis	1#	54.00
RAM			
14302335	Ram 99 - to Current Model Year 2-Light Harness Adaptor for 56/60/84 C.A. Cab Chassis	1#	54.00
COMPARTMENT LIGHT KITS			
20506857	LED Flex Light 78-108A Ship Kit		765.00
20506858	LED Flex Light 132A Ship Kit		1,002.00
20506859	LED Flex Light 78-108 AB Ship Kit		841.50
20506860	LED Flex Light 132 AB Ship Kit		1,035.00
LIGHT KITS			
20508219	1-Light dual wheel LED light kit with harness - rectangular lights (Back up Light LED)		336.00
10507302	Dual wheel supplement light kit with harness to be used in addition to single wheel recessed light kit (order code 20507220)		64.50

All prices F.O.B. Reading, PA.

All prices and specifications subject to change without notice.

HDCM-5



**READING TRUCK BODY
LIST PRICES
HEAVY DUTY SERVICE BODY OPTIONS**

MOUNTING ACCESSORIES AND OTHER OPTIONAL EQUIPMENT

Prices below **do not** include installation charges.

ORDER CODE	DESCRIPTION	APPROX. WEIGHT	PRICE
10507315	Recessed aluminum gas fill box (For all chassis <i>except</i> Ford cutaway chassis)	4#	52.50
10012603	GM, Ford, RAM - SP-4 Front 4-Bolt Spring Mounting Kit Optional on Steel Service Body	3#	118.50
10566617	Ford Pickup Bed Delete & Pickup Bed Removal Mounting Kit for MY 2017 and newer		120.00
10566606	RAM Supplement Mounting Kit for mounting 98DW		85.50
10566602	RAM Supplement Mounting Kit for mounting 108DW and 132DW bodies REQUIRED on RAM chassis in addition to standard mounting kit supplied with body	13#	85.50
10566607	GM / International Medium Duty Supplemental Mounting Kit for mounting HD108SW/DW and HD132DW bodies REQUIRED on GM & International medium duty chassis in addition to standard mounting kit supplied with body	13#	102.00
10507352	Ford 2011 - 2016 F-Series Diesel Cab Chassis DEF Fill Cup - Bare Aluminum	1.4#	52.50
10507353	Ford 2011 - 2016 F-Series Diesel Pickup Bed Delete Fuel/DEF Fill Cup - White	1.75#	96.00
10506517	Ford 2017 - Current Model Year Def Fill bracket assembly - Black	3#	112.50
14302533	Back Up Alarm		61.50
14301689	GM Relay Harness for Back Up Alarm Required for Install on GM of Chassis is not equipped with SFW - back up alarm calibration		159.00
14900360	Electric Brake Controller - (Ford/GMC/Chevy/Ram)		157.50
10508000	Mud Flap - Single Wheel (pair)		70.50
10508001	Mud Flap - Dual Wheel (pair)		96.00

All prices F.O.B. Reading, PA.

All prices and specifications subject to change without notice.

HDCM-6



**READING TRUCK BODY
LIST PRICES
CRANEMASTER BODIES**

SPECIFICATIONS:

1. Universal mount
2. Hidden Hinges
3. E-Coat Prime - **bodies are not painted**
4. LH1 - One (1) rectangular light hole in each rear partition
5. FF - Fuel Fill cut-out located roadside rear of wheelhouse
6. A60 coating weight steel treadplate floor - 3/16" - with 6 recessed tie-down rings
7. Slam action tailgate
8. Light Kit and installation - STT & reverse LED lights & wiring^
9. Stainless steel rotary paddle locks
10. TC - Vented high bottle tank compartment (64") on front C/S
11. Rear step bumper with outrigger receiver tube
11. Reinforced for up to 6,000-lb. (CM6) or 8,000-lb. crane (CM8)
12. 5 drilled-through mounting holes for Auto Crane in rear C/S (CM8 bodies **only**)

OLD PART NO.	NEW PART NO.	MODEL	CHASSIS GVWR	C.A.	APPROX. WEIGHT	PRICE
33500671	CMS108DRP3FA500671	CM6-108A	15,000#	60"	2520#	18,408.00
33500861	CMS132DRP3FA500861	CM6-132A	15,000#	84"	3030#	21,487.50
33500851	CMS134DRP3FA500851	CM8-134A	26,000# To 33,000#	84"	3640#	23,376.00

CRANEMASTER CM6 & CM8 OPTIONS		
ORDER CODE	DESCRIPTION	PRICE
	3-Section Roller Roof with Locking Rear Drop Gate for Models 108 (INSTALLED)	4,023.00
	3-Section Roller Roof with Locking Rear Drop Gate for Models 132 (INSTALLED)	4,276.50
	SMS-45 Service Manual Shelf for Horizontal Compartment (INSTALLED)	264.00
10507333	CM6 Rear Manual Out/Crank Down Outriggers (NOT INSTALLED)	1,486.50
10507334	CM8 Rear Manual Out/Crank Down Outriggers (NOT INSTALLED)	1,998.00
10045129	CM6 Outrigger receiver tube ONLY - in prime paint (NOT INSTALLED)	553.50
10045130	CM8 Outrigger receiver tube ONLY - in prime paint (NOT INSTALLED)	1,126.50
13580305*	WB24 - 24" Workbench Bumper - in prime paint (NOT INSTALLED)	1,540.50
ELM-RSBO*	Credit to eliminate standard rear step bumper & outrigger receiver tube REQUIRES order code 10506883 Crane Reinforcing Ship Kit	-741.00
10506883*	Crane Reinforcing Ship Kit REQUIRED when selecting order code ELM-RSBO	72.00

* CM6 and CM8 bodies include a rear step bumper with outrigger receiver tube installed as standard. If this standard bumper is eliminated using order code ELM-RSBO, Crane Reinforcing Kit #10506883 is required.



**READING TRUCK BODY
LIST PRICES
HEAVY DUTY SERVICE BODY AND CRANEMASTER OPTIONS**

BODY AND BUMPER POWDER COAT

Includes: A - Powder coat body inside & outside B - Powder coat tailgate & install on body C - Install door seals MUST specify desired color order code at time of order.		PRICE
HEAVY DUTY SERVICE BODIES	HD 108 DW	1,242.00
	HD 120 DW	1,260.00
	HD 132 DW	1,275.00
	HD 150 DW	1,380.00
Cranemaster Service Body:	CM6-108 DW	1,300.50
	CM6-132 DW	1,468.50
	CM8-134 DW	1,575.00

ORDER CODE	DESCRIPTION	MODEL YEAR
GMC / CHEVY CHASSIS		
PC-GMRED-74	GM RED - 74	2010-2015
PC-GMRED-GC7	GM RED - G7C	2016 and up
FORD CHASSIS		
PC-FRED-F1	FORD RED - F1	2011-2015
PC-FRED-PQ	FORD RED - PQ	2016 and up
RAM CHASSIS*		
PC-RAMRED-PR4	RAM RED - PR4	2010 and up
ALL OEMs		
PC-BLACK**	BLACK	
WR	READING WHITE NOTE: This is a commercially-accepted match for Ford, GM, and RAM white	

* Reading does not offer RAM PRP Red Powder

** Reading strongly recommends other colors, rather than black. A black finish tends to allow more manufacturing marks to show through the paint than other colors. As a matter of policy Reading Truck Body can supply black powder coat paint. However, be advised **there will be no returns, discounts or re-work allowed due to finish concerns and manufacturing marks which may show thru the black.**

BODY SPRAYLINER

Includes:

A - Graphite color (samples available)

B - 1/8" thickness

C - Spray area includes bulkhead, both vertical side walls, floor, and inside of tailgate including top flat surface of tailgate.

ORDER CODE	MODELS	DIST. PRICE
SPRAY-CM6-108	CM6-108 DW	1,231.50
SPRAY-CM6-132	CM6-132 DW	1,507.50
SPRAY-TOP-CM8	CM8-134 DW	1,824.00

Coat top of compartments and top of front bulkhead with same 1/8" thickness of spray-on bedliner as floor area.

NOTE: These options are available **only** if the body floor area is coated with our spray-on bedliner.

NOTE: Top of crane compartment **is not** lined.

ORDER CODE	MODELS	DIST. PRICE
SPRAY-TOP-CM6-108	CM6-108 DW	238.50
SPRAY-TOP-CM6-132	CM6-132 DW	328.50
SPRAY-TOP-CM8	CM8-134 DW	328.50



READING TRUCK BODY, LLC
LIST PRICING
MASTER MECHANIC™ SERIES
SERVICE AND CRANE BODIES

INTRODUCTION

The new 2019 price book is designed to make ordering a MASTER MECHANIC series service body or crane body easier than ever.

- 1** Confirm compatibility of the customer chassis using the "Compatibility Guide" chart that follows.
- 2** Choose a pre-configured "Velocity Package" body with popular options and wide appeal, or "Build Your Own" Body.

VELOCITY PACKAGE: Single Part Number
 provides Popular Options with
 discounts valued at over (\$1,000–\$1,300)

BUILD YOUR OWN: – Base Body Part Number
– plus option codes

FOR FACTORY INSTALLED BUILDS ONLY:

- 3** Choose cranes (for Crane bodies), and mounted accessories, such as Compressors and Air Systems, Welders, Vises and Lighting.

FOR LOOSE "SHIP-OUT" ORDERS:

Bodies, Bodies plus Outriggers, Work Deck Platforms, READING branded Cranes and Compressors, and Boom rests are all available for loose ship, for distributors wishing to perform their own custom upfits and installations.

Special Notes:

- **Electric cranes and loose bodies are offered through all Reading distributors.**
- **Hydraulic cranes are only offered through RMMC-certified distributors, including upfitted/installed units.**

WARNING: Do not store flammable materials in compartment(s) that have lighting or switches installed, or are unvented.

SPECIFICATIONS — SERVICE BODY

<p style="text-align: center;">MM100-42 — MM100 Series Service Body with 42" Side Packs</p> <p>Heavy duty, Galvannealed steel service body, 9' nom. length</p> <ul style="list-style-type: none"> – Base body includes 42" high side packs. (Front compartments, or entire side pack, may be upgraded to 60"). – External work lights — Four (4) 5" LED lights. – Both curbside and roadside include Two (2) vertical compartments and one (1) horizontal compartment, all including strut channels for shelf applications. – Two tray shelves in each curbside vertical compartment. – Two tray shelves in roadside rear vertical compartment. – One tray shelf in each horizontal compartment. – Compartment lighting, LED dome-style*. – Tailgate. – Integrated tie-downs in cargo area (4). – Non-skid application on top and back of compartments, cargo floor, tail skirt, and bottom 1/3 of treadplate front panel overlay. – Painted white standard. – Designed for use on 60" C/A DRW chassis. Mounting kit is included. <p>Mounts to 84" C/A DRW chassis, when paired with optional 22" work deck platform.</p>
<p style="text-align: center;">MM200-46 — MM200 Service Body with 46" Side Packs</p> <p>Heavy duty, Galvannealed steel service body, 11' nom. length</p> <ul style="list-style-type: none"> – Base body includes 46" high side packs (Front compartments, or entire side pack, may be upgraded to 60"). – External work lights — Four (4) 5" LED lights. – Both curbside and roadside include Three (3) vertical compartments and one (1) horizontal compartment, all including strut channels for shelf applications. – Two tray shelves in each curbside vertical compartment. – Two tray shelves in roadside rear vertical compartment. – One tray shelf in each horizontal compartment. – Compartment lighting, LED dome-style*. – Tailgate. – Integrated tie-downs in cargo area (6). – Non-skid application on top and back of compartments, cargo floor, tail skirt, and bottom 1/3 of treadplate front panel overlay. – Painted white standard. – Designed for use on 84" C/A DRW chassis. Mounting kit is included. <p>Mounts to 108" C/A DRW chassis, when paired with optional 22" work deck platform.</p>
<p style="text-align: center;">MM200HD — MM200HD Service Body with 50" Side Packs</p> <p>Heavy duty, Galvannealed steel service body, 11' nom. length</p> <ul style="list-style-type: none"> – Base body includes 50" high side packs (Front compartments, or entire side pack, may be upgraded to 60"). – External work lights — Four (4) 5" LED lights. – Both curbside and roadside include Three (3) vertical compartments and one (1) horizontal compartment, all including strut channels for shelf applications. – Two tray shelves in each curbside vertical compartment. – Two tray shelves in roadside rear vertical compartment. – One tray shelf in each horizontal compartment. – Compartment lighting, LED dome-style*. – Tailgate. – Integrated tie-downs in cargo area (6). – Non-skid application on top and back of compartments, cargo floor, tail skirt, and bottom 1/3 of treadplate front panel overlay. – Painted white standard. – Designed for use on 84" C/A DRW chassis. Mounting kit is included. <p>Mounts to 108" and 120" C/A DRW chassis, when paired with optional work deck platform (22" and 36" respectively).</p>
<p style="text-align: center;">MM300HD-50 — MM300HD Service Body with 50" Side Packs</p> <p>Heavy duty service body, Galvannealed steel, 14' nom. length</p> <ul style="list-style-type: none"> – Base body includes 50" high side packs (Front compartments, or entire side pack, may be upgraded to 60"). – External work lights — Six (6) 5" LED lights. – Both curbside and roadside include Four (4) vertical compartments and one (1) horizontal compartment, all including strut channels for shelf applications. – Two tray shelves in each curbside vertical compartment. – Two tray shelves in roadside Third Vertical and Rear Vertical compartment. – One tray shelf in each horizontal compartment. – Compartment lighting, LED dome-style*. – Tailgate. – Integrated tie-downs in cargo area (6). – Non-skid application on top and back of compartments, cargo floor, tail skirt, and bottom 1/3 of treadplate front panel overlay. – Painted white standard. – Designed for use on 120" C/A DRW chassis. Mounting kit is included. <p>Mounts to 144" and 156" C/A DRW chassis, when paired with optional work deck platform (24" and 36" respectively).</p>

<p style="text-align: center;">MM100 VP — Velocity Package</p> <p><u>All MM100 content plus:</u></p> <ul style="list-style-type: none"> – 12" Step bumper with 2.0" hitch (MBS12ANN). – 5-drawer Storage unit in First Roadside Compart. (DU5R1). – Bolt bin installed in Roadside Horizontal Compart. (BBARH).
<p style="text-align: center;">MM200 VP — Velocity Package</p> <p>All MM200 content plus:</p> <ul style="list-style-type: none"> – 60" tall first and second compartments on Roadside and Curbside (RFCR/RFCC). – 17" workbench storage bumper with 2.0" hitch (MBW17ANN). – Welder storage drawer in First Curbside Compartment (DW1C1). – O/A tank bracket in Second Curbside Compartment (MMOA) vented and less dome light (RXOL). – Bolt bin installed in Roadside Horizontal Compartment (BBARH).
<p style="text-align: center;">MM200HD VP — Velocity Package</p> <p>All MM200HD content plus:</p> <ul style="list-style-type: none"> – 60" tall first and second compartments on Roadside and Curbside (RFCR/RFCC). – 17" workbench storage bumper with 2.0" hitch (MBW17ANN). – Welder storage drawer in First Curbside Compartment (DW1C1). – O/A tank bracket in Second Curbside Compartment (MMOA) vented and less dome light (RXOL). – Bolt bin installed in Roadside Horizontal Compartment (BBARH).
<p style="text-align: center;">MM300HD VP — Velocity Package</p> <p>All MM300HD content plus:</p> <ul style="list-style-type: none"> – 60" tall Full Sidepack on Roadside and Curbside (RSPR/RSPC). – 17" workbench storage bumper with 2.0" hitch (MBW17ANN). – Welder storage drawer in First Curbside Compartment (DW1C1). – O/A tank bracket in Third Curbside Compartment (MMOA) vented and less dome light (RXOL). – Bolt bin installed in Roadside Horizontal Compartment (BBARH).

*WARNING: Do not store flammable materials in compartment(s) that have lighting or switches installed, or are unvented.

SPECIFICATIONS — CRANE BODY

<p style="text-align: center;">MM112-42 — MM112 Crane Body with 42" Side Packs</p> <p>Crane body, Galvannealed steel, 9' nom. length, designed for use with up to an 18,500 ft-lb. crane.</p> <ul style="list-style-type: none"> - Base body includes 42" high side packs (Front compartments, or entire side pack, may be upgraded to 60"). - Manual crane outriggers (RS/CS). - External work lights — Four (4) 5" LED lights. - Both curbside and roadside include Two (2) vertical compartments and one (1) horizontal compartment, all including strut channels for shelf applications. - Two tray shelves in curbside front vertical compartment. - Two tray shelves in roadside rear vertical compartment. - One tray shelf in each horizontal compartment. - Compartment lighting, LED dome-style*. - Tailgate. - Integrated tie-downs in cargo area (4). - Non-skid application on top and back of compartments, cargo floor, tail skirt, and bottom 1/3 of treadplate front panel overlay. - Painted white standard. - Designed for use on 60" C/A DRW chassis. Mounting kit is included. <p>Mounts to 84" C/A DRW chassis, when paired with optional 22" work deck platform.</p>	<p style="text-align: center;">MM112 VP — Velocity Package</p> <p>All MM112 content plus:</p> <ul style="list-style-type: none"> - 20" Workbench Storage bumper with 2.0" hitch (MBW20ANN). - 5-drawer Storage unit in First Roadside Compartment. (DU5R1). - Bolt bin installed in Roadside Horizontal Compartment. (BBARH). - Master Locking System, straight sidepacks (RBMS).
<p style="text-align: center;">MM225-46 — MM225 Crane Body with 46" Side Packs</p> <p>Crane body, Galvannealed steel, 11' nom. length, designed for use with up to a 32,500 ft-lb crane.</p> <ul style="list-style-type: none"> - Base body includes 46" high side packs (Front compartments, or entire side pack, may be upgraded to 60"). - Manual crane outriggers (RS/CS). - Both curbside and roadside include Three (3) vertical compartments and one (1) horizontal compartment, all including strut channels for shelf applications. - Two tray shelves in curbside front and 2nd vertical compartment. - Two tray shelves in roadside rear vertical compartment. - One tray shelf in each horizontal compartment. - Compartment lighting, LED dome-style*. - Integrated tie-downs in cargo area (6). - Non-skid application on top and back of compartments, cargo floor, tail skirt, and bottom 1/3 of treadplate front panel overlay. - Painted white standard. - Designed for use on 84" C/A DRW chassis. Mounting kit is included. <p>Mounts to 108" C/A DRW chassis, when paired with optional 22" work deck platform.</p>	<p style="text-align: center;">MM225 VP — Velocity Package</p> <p>All MM225 content plus:</p> <ul style="list-style-type: none"> - 60" tall first and second compartment on Roadside and Curbside (RFCR/R FCC). - Master Locking System, stairstep sidepacks (RBMS). - 5-drawer Storage unit in First Roadside Compartment. (DU5R1). - 5-drawer Storage unit in Second Roadside Compartment. (DU5R2). - Welder storage drawer in First Curbside Compartment (DW1C1). - Bolt bin installed in Roadside Horizontal Compartment. (BBARH). - O/A tank bracket in Second Curbside Compartment (MMAO) vented and less dome light (RXOL). - 20" Workbench Storage bumper with 2.0" hitch (MBW20ANN).
<p style="text-align: center;">MM245-46 — MM245 Crane Body with 46" Side Packs</p> <p>Crane body, Galvannealed steel, 11' nom. length, designed for use with up to a 48,000 ft-lb crane.</p> <ul style="list-style-type: none"> - Base body includes 46" high side packs (Front compartments, or entire side pack, may be upgraded to 60"). - External work lights — Four (4) 5" LED lights. - Both curbside and roadside include Three (3) vertical compartments and one (1) horizontal compartment, all including strut channels for shelf applications. - Two tray shelves in curbside front and 2nd vertical compartment. - Two tray shelves in roadside rear vertical compartment. - One tray shelf in each horizontal compartment. - Compartment lighting, LED dome-style*. - Integrated tie-downs in cargo area (6). - Non-skid application on top and back of compartments, cargo floor, tail skirt, and bottom 1/3 of treadplate front panel overlay. - Painted white standard. - Designed for use on 84" C/A DRW chassis. Mounting kit is included. <p>Mounts to 108" C/A DRW chassis, when paired with optional 22" work deck platform.</p>	<p style="text-align: center;">MM245 VP — Velocity Package</p> <p>All MM245 content plus:</p> <ul style="list-style-type: none"> - 60" tall first and second compartment on Roadside and Curbside (RFCR/R FCC). - Master Locking System, stairstep sidepacks (RBMS). - 5-drawer Storage unit in First Roadside Compartment. (DU5R1). - 5-drawer Storage unit in Second Roadside Compartment. (DU5R2). - Welder storage drawer in First Curbside Compartment (DW1C1). - Bolt bin installed in Roadside Horizontal Compartment. (BBARH). - O/A tank bracket in Second Curbside Compartment (MMAO) vented and less dome light (RXOL). - 20" Workbench Storage bumper with 2.0" hitch (MBW20ANN). - Manual Out / Power Down Crane Outrigger (MM-ORMH).
<p style="text-align: center;">MM278-60 — MM278 Crane Body with 60" Side Packs</p> <p>Crane body, Galvannealed steel, 11' nom. length, designed for use with up to a 72,000 ft-lb crane.</p> <ul style="list-style-type: none"> - Base body includes 60" high side packs. - External work lights — Four (4) 5" LED lights. - Both curbside and roadside include Three (3) vertical compartments and one (1) horizontal compartment, all including strut channels for shelf applications. - Two tray shelves in curbside front and 2nd vertical compartment. - Two tray shelves in roadside rear vertical compartment. - One tray shelf in each horizontal compartment. - Compartment lighting, LED dome-style*. - Two tray shelves in each curbside and roadside vertical compartment. - One tray shelf in each horizontal compartment. - Integrated tie-downs in cargo area (6). - Non-skid application on top and back of compartments, cargo floor, tail skirt, and bottom 1/3 of treadplate front panel overlay. - Painted white standard. - Designed for use on 84" C/A DRW chassis. Mounting kit is included. <p>Mounts to 108" and 120" C/A DRW chassis, when paired with optional work deck platform (22" and 36" respectively).</p>	<p style="text-align: center;">MM278 VP — Velocity Package</p> <p>All MM278 content plus:</p> <ul style="list-style-type: none"> - Master Locking System, straight sidepacks (RBMS). - 5-drawer Storage unit in First Roadside Compartment. (DU5R1). - 5-drawer Storage unit in Second Roadside Compartment. (DU5R2). - Welder storage drawer in First Curbside Compartment (DW1C1). - Bolt bin installed in Roadside Horizontal Compartment. (50"L) (BBBRH). - O/A tank bracket in Second Curbside Compartment (MMAO) vented and less dome light (RXOL). - 25" Workbench Storage bumper with 2.0" hitch (MBW25ANN). - Manual Out / Power Down Crane Outrigger (MM-ORMH).
<p style="text-align: center;">MM378-60 — MM378 Crane Body with 60" Side Packs</p> <p>Crane body, Galvannealed steel, 14' nom. length, designed for use with up to a 72,000 ft-lb crane.</p> <ul style="list-style-type: none"> - Base body includes 60" high side packs. - External work lights — Six (6) 5" LED lights. - Both curbside and roadside include Four (4) vertical compartments and one (1) horizontal compartment, all including strut channels for shelf applications. - Two tray shelves in curbside Front, 2nd and 3rd Vertical compartment. - Two tray shelves in roadside Third Vertical and Rear Vertical compartment. - One tray shelf in each horizontal compartment. - Compartment lighting, LED dome-style*. - Tailgate included. - Integrated tie-downs in cargo area (6). - Non-skid application on top and back of compartments, cargo floor, tail skirt, and bottom 1/3 of treadplate front panel overlay. - Painted white standard. - Mounting kit is included. - Designed for use on 120" C/A DRW chassis. Mounting kit is included. <p>Mounts to 144" and 156" C/A DRW chassis, when paired with optional work deck platform (24" and 36" respectively).</p>	<p style="text-align: center;">MM378 VP — Velocity Package</p> <p>All MM378 content plus:</p> <ul style="list-style-type: none"> - Master Locking System, straight sidepacks (RBMS). - 7-drawer Storage unit in First Roadside Compartment. (DU7R1). - 7-drawer Storage unit in Second Roadside Compartment. (DU7R2). - Welder storage drawer in First Curbside Compartment (DW1C1). - Bolt bin installed in Roadside Horizontal Compartment. (50"L) (BBBRH). - O/A tank bracket in Third Curbside Compartment (MMAO) vented and less dome light (RXOL). - 25" Workbench Storage bumper with 2.0" hitch (MBW25ANN). - Manual Out / Power Down Crane Outrigger (MM-ORMH).

*WARNING: Do not store flammable materials in compartment(s) that have lighting or switches installed, or are unvented.

LIST PRICING

PART NUMBER/ ORDER CODE	DESCRIPTION	LIST PRICE (EACH)	Service Bodies				Crane Bodies				
			MM100	MM200	MM200HD	MM300HD	MM112	MM225	MM245	MM278	MM378

PART 1. VELOCITY PACKAGES

SERVICE BODY — VELOCITY PACKAGE

MSS108DRW2FA100100	MM100 Velocity Package	19,797.00	VP								
MSS132DRW2FA100100	MM200 Velocity Package	24,124.50		VP							
MSS132DRW2FA100101	MM200HD Velocity Package	24,592.50			VP						
MSS168DRW2FA100100	MM300HD Velocity Package	31,122.00				VP					

► If ordering a velocity package above, skip parts 2-3 and proceed directly to part 4.

CRANE BODY — VELOCITY PACKAGE

MCS108DRW2FA100100	MM112 Velocity Package	22,371.00					VP				
MCS132DRW2FA100100	MM225 Velocity Package	29,874.00						VP			
MCS132DRW2FA100101	MM245 Velocity Package	36,729.00							VP		
MCS132DRW2FA100102	MM278 Velocity Package	38,899.50								VP	
MCS168DRW2FA100100	MM378 Velocity Package	46,161.00									VP

► If ordering a velocity package above, skip parts 2-3 and proceed directly to part 4.

PART 2. BUILD-YOUR-OWN BODY CONFIGURATIONS

SERVICE BODY — BUILD-YOUR OWN CONFIGURATION — BASE BODY UNIT

			S								
				S							
					S						
MB3XA	MM300HD Service Body with 50" Side Packs	26,200.50				S					

CRANE BODY — BUILD-YOUR-OWN CONFIGURATION — BASE BODY UNIT

MC12A	MM112 Crane Body with 42" Side Packs	18,946.50					S				
MC22A	MM225 Crane Body with 46" Side Packs	22,675.50						S			
MC24A	MM245 Crane Body with 46" Side Packs	22,183.50							S		
MC27A	MM278 Crane Body with 60" Side Packs	27,787.50								S	
MC37A	MM378 Crane Body with 60" Side Packs	34,359.00									S

BODY SIDE PACK OPTIONS

► Front Compartment Only Upgrade (Stairstep Style Body)

RFCR	Roadside front compartment raised to 60"	787.50	-	A	AV	AV	-	A	AV	AV	-	-
RFCC	Curbside front compartment raised to 60"	787.50	-	A	AV	AV	-	A	AV	AV	-	-

► Full Side Compartment Upgrade (Tall Style Body)

RSPR	Roadside full side-pack raised to 60".	1,575.00	-	-	A	A	AV	-	A	A	I	I
RSPC	Curbside full side-pack raised to 60".	1,575.00	-	-	A	A	AV	-	A	A	I	I

BODY SIDE OPTIONS

RCHC	Wheel Chock Holder - Curbside	418.50	-	A	A	A	A	A	A	A	A	A
------	-------------------------------	--------	---	---	---	---	---	---	---	---	---	---

BODY LOCKING OPTIONS

RBMS	Master Locking system -- straight sidepacks — Requires straight sidepacks (low or high)	885.50	-	A	A	A	A	AV	A	A	AV	AV
RBMZ	Master Locking system -- stairstep sidepack — Requires stairstep sidepacks	1,048.50	-	A	A	A	A	A	AV	AV	-	-

S = Standard I = Included when other option(s) are selected
A = Available AV = Available, and included in Velocity Package

PART NUMBER/ ORDER CODE	DESCRIPTION	List Price		Service Bodies				Crane Bodies				
		LIST PRICE (EACH)		MM100	MM200	MM200HD	MM300HD	MM112	MM225	MM245	MM278	MM378

BODY LIGHTING OPTIONS

—	Standard LED Dome Lighting in All Compart.	N.C.	N.C.	S	S	S	S	S	S	S	S	S	S
▶ Standard Dome Lighting is replaced by the below upgrades when ordered:													
RVLL	LED Strip Lighting -- Dual Low Sidepack	765.00	-	A	A	A	-	A	A	A	-	-	-
RVLS	LED Strip Lighting -- Low-Stairstep Sidepack	811.50	-	-	A	A	-	-	A	A	-	-	-
RVLH	LED Strip Lighting -- Low-High Sidepack	906.00	-	-	A	A	-	-	A	A	-	-	-
RVSS	LED Strip Lighting -- Dual Stairstep Sidepack	858.00	-	-	A	A	-	-	A	A	-	-	-
RVSH	LED Strip Lighting -- Stairstep-High Sidepack	952.50	-	-	A	A	-	-	A	A	-	-	-
RVHH	LED Strip Lighting -- Dual High Sidepack	1,045.50	-	-	A	A	A	-	A	A	A	A	A
▶ WARNING: Do not store flammable materials in compartment(s) with lighting or switches installed.													
RXOL	Delete Lighting in All Compartment(s) with Factory Installed OA Brackets ▶ Required when OA bracket(s) (MMOA) are included	N.C.	-	A	A	A	A	A	AV	AV	AV	AV	AV

BODY PAINT OPTIONS

—	Standard Paint -- Reading Claremore White	N.C.	N.C.	S	S	S	S	S	S	S	S	S	S
PSBK	Paint body black in lieu of standard white	N.C.	N.C.	A	A	A	A	A	A	A	A	A	A
PS09	Paint body any OEM offered single stage paint in lieu of white or black*	1,560.00	-	A	-	-	-	A	-	-	-	-	-
PS11	Paint body any OEM offered single stage paint in lieu of white or black*	1,872.00	-	-	A	A	-	-	A	A	A	-	-
PS14	Paint body any OEM offered single stage paint in lieu of white or black*	2,340.00	-	-	-	-	A	-	-	-	-	-	A
PCOE	Paint body any OEM offered clear coat, metallic, or pearl finish **,**	3,000.00	-	-	-	-	-	-	-	-	-	-	-
PCUS	Paint body any customer custom color**,**	3,500.00	-	-	-	-	-	-	-	-	-	-	-

* NOTE: Paint code required.

** NOTE: Reading-created paint sample will be sent to customer for approval. Approval required to proceed with order.

BUMPERS

▶ All bumpers include standard 2.0" hitch and fixed vise-mount provisions as standard.													
MBS12	Step Bumper 12"	1,123.50		AV	A	-	-	-	-	-	-	-	-
MBH12	Step Bumper HD 12"	2,137.50		-	-	A	A	-	-	-	-	-	-
MBS14	Step Bumper 14"	1,974.00		-	-	-	-	A	A	A	-	-	-
MBW17	Workbench Bumper 17"	2,440.50		A	AV	AV	AV	-	-	-	-	-	-
MBW20	Workbench Bumper 20"	2,440.50		-	-	-	-	AV	AV	AV	-	-	-
MBW25	Workbench Bumper 25"	2,812.50		-	-	-	-	-	-	-	AV	AV	AV
—	Integral 2.0" Receiver Hitch	N.C.	N.C.	I	I	I	I	I	I	I	I	I	I
RBHB	Upgrade to 2.5" Hitch	70.50	-	A	A	A	A	A	A	A	A	A	A
RBHC	Upgrade to Pintle Plate Hitch	1,054.50	-	-	-	A	A	-	-	-	A	A	A
—	Fixed Vise Mount Compatible	N.C.	N.C.	I	I	I	I	I	I	I	I	I	I
RVNR	Removable Vise-mount Curb Side	289.50	-	A	A	A	A	A	A	A	A	A	A
RVRN	Removable Vise-mount Driver Side	289.50	-	A	A	A	A	A	A	A	A	A	A
RVRR	Removable Vise-mount Dual CS/RS	577.50	-	A	A	A	A	A	A	A	A	A	A

OUTRIGGERS

—	Manual Out / Manual Down Crane Outrigger	N.C.	N.C.	-	-	-	-	I	I	-	-	-	-
▶ MM112 and MM225 (only) include outriggers in base body pricing.													
MM-ORM	Manual Out / Manual Down Crane Outrigger	2,566.50		-	-	-	-	-	-	A	-	-	-
MM-ORMH	Manual Out / Power Down Crane Outrigger	5,749.50		-	-	-	-	-	-	AV	AV	AV	AV
▶ Requires a hydraulic system (Chassis PTO or EnPak)													
MM-ORH	Power Out / Power Down Crane Outrigger	7,948.50		-	-	-	-	-	-	A	A	A	A
▶ Requires a hydraulic system (Chassis PTO or EnPak)													

S = Standard I = Included when other option(s) are selected
A = Available AV = Available, and included in Velocity Package

ORDER CODE		DESCRIPTION	List Price		Service Bodies				Service Bodies			
(ROAD SIDE)	(CURB SIDE)		LIST PRICE (EACH)		MM100	MM200	MM200HD	MM300HD	MM100	MM200	MM200HD	MM300HD

STORAGE — SERVICE BODIES

► For Crane Bodies, refer to the next page.

First Vertical Compartment (All series)		DESCRIPTION	LIST PRICE (EACH)		ROAD SIDE				CURB SIDE			
—	—				S	S	S	S	—	—	—	—
TRSR1	TRSC1	Tray Shelf, 1.5" deep (Note 1)	130.50	-	A	A	A	A	S ₂	S ₂	S ₂	S ₂
ADSR1	ADSC1	Divider Shelf, 3" deep	270.00	-	A	A	A	A	A	A	A	A
N/A	MMOA	Vented Compartment: OA Bracket, 2 Material Hooks (Note 4) (Requires RXOL)	412.50	-	-	-	-	-	A	-	-	-
N/A	DW1C1	Welder Drawer, 1-drawer	480.00	-	-	-	-	-	A	AV	AV	A
DU5R1	DU5C1	Storage Unit, 5-drawer	1,302.00	-	AV	A	A	A	A	A	A	A
DU7R1	DU7C1	Storage Unit, 7-drawer (Note 2)	1,743.00	-	A	A	A	A	A	A	A	A
DU8R1	DU8C1	Storage Unit, 8-drawer (Note 3)	2,013.00	-	A	A	A	A	A	A	A	A
DUXR1	DUXC1	Storage Unit, 10-drawer (Note 3)	2,406.00	-	A	A	A	A	A	A	A	A

Second Vertical Compartment (200-300 series / 11' and 14' bodies)		DESCRIPTION	LIST PRICE (EACH)		ROAD SIDE				CURB SIDE			
—	—				-	S	S	S	-	-	-	-
TRSR2	TRSC2	Tray Shelf, 1.5" deep (Note 1)	130.50	-	-	A	A	A	-	S ₂	S ₂	S ₂
ADSR2	ADSC2	Divider Shelf, 3" deep	270.00	-	-	A	A	A	-	A	A	A
N/A	MMOA	Vented Compartment: OA Bracket, 2 Material Hooks (Note 4) (Requires RXOL)	412.50	-	-	-	-	-	-	AV	AV	-
DU5R2	DU5C2	Storage Unit, 5-drawer	1,302.00	-	-	A	A	A	-	A	A	A
DU7R2	DU7C2	Storage Unit, 7-drawer (Note 2)	1,743.00	-	-	A	A	A	-	A	A	A
DU8R2	DU8C2	Storage Unit, 8-drawer (Note 3)	2,013.00	-	-	A	A	A	-	A	A	A
DUXR2	DUXC2	Storage Unit, 10-drawer (Note 3)	2,406.00	-	-	A	A	A	-	A	A	A

Third Vertical Compartment (300 series / 14' bodies only)		DESCRIPTION	LIST PRICE (EACH)		ROAD SIDE				CURB SIDE			
—	—				-	-	-	S ₂	-	-	-	S ₂
TRSR3	TRSC3	Tray Shelf, 1.5" deep (Note 1)	130.50	-	-	-	-	S ₂	-	-	-	S ₂
ADSR3	ADSC3	Divider Shelf, 3" deep	270.00	-	-	-	-	A	-	-	-	A
N/A	MMOA	Vented Compartment: OA Bracket, 2 Material Hooks (Note 4) (Requires RXOL)	412.50	-	-	-	-	-	-	-	-	AV
DU5R3	DU5C3	Storage Unit, 5-drawer	1,302.00	-	-	-	-	A	-	-	-	A
DU7R3	DU7C3	Storage Unit, 7-drawer (Note 2)	1,743.00	-	-	-	-	A	-	-	-	A
DU8R3	DU8C3	Storage Unit, 8-drawer (Note 3)	2,013.00	-	-	-	-	A	-	-	-	A
DUXR3	DUXC3	Storage Unit, 10-drawer (Note 3)	2,406.00	-	-	-	-	A	-	-	-	A

Horizontal Compartment (All series)		DESCRIPTION	LIST PRICE (EACH)		ROAD SIDE				CURB SIDE			
—	—				S	S	S	S	S	S	S	S
TRSRH	TRSCH	Shelf, 1.5" deep, Tray (Note 1)	130.50	-	S	S	S	S	S	S	S	S
► Replaces Tray Shelf:												
BBARH	BBACH	Bolt Bin (48" L)	472.50	-	AV	AV	-	-	A	A	-	-
BBBRH	BBBCH	Bolt Bin (50" L)	472.50	-	-	-	AV	AV	-	-	A	A

Rear Vertical Compartment (All series)		DESCRIPTION	LIST PRICE (EACH)		ROAD SIDE				CURB SIDE			
N/A	N/A				-	-	-	-	-	-	-	-
TRSRR	TRSCR	Tray Shelf, 1.5" deep (Note 1)	130.50	-	S ₂	S ₂	S ₂	S ₂	S ₂	S ₂	S ₂	S ₂
ADSR	ADSCR	Divider Shelf, 3" deep	270.00	-	A	A	A	A	A	A	A	A
DU5RR	DU5CR	Storage Unit, 5-drawer	1,302.00	-	A	A	A	A	A	A	A	A
DU7RR	DU7CR	Storage Unit, 7-drawer (Note 2)	1,743.00	-	A	A	A	A	A	A	A	A
DU8RR	DU8CR	Storage Unit, 8-drawer (Note 3)	2,013.00	-	A	A	A	A	A	A	A	A
DUXRR	DUXCR	Storage Unit, 10-drawer (Note 3)	2,406.00	-	A	A	A	A	A	A	A	A

► All shelves are sized to fit the designated body compartment. Due to space limitations, Tray Shelves (when equipped) are deleted when adding DU5 to a 42" Compartment, DU7 to a 46" Compartment, and DUX to a 60" Compartment, and MMOA to any compartment.

Note 1 — The price is for each shelf (beyond standard equipment, if shown).

Note 2 — Requires minimum 46" High Compartment.

Note 3 — Requires 60" High Compartment.

Note 4 — Requires RXOL "Delete Lighting in Compartment(s) with Factory Installed OA Brackets".

► WARNING: Do not store flammable materials in compartment(s) that have lighting or switches installed, or are unvented.

Key:	S	Standard equipment in this column	A	Available in this combination as a stand-alone option
	S₂	Standard equipment in this column, Quantity two (2)	AV	Available, and Included in Velocity Package

ORDER CODE		DESCRIPTION	LIST PRICE (EACH)	Crane Bodies					Crane Bodies				
(ROAD SIDE)	(CURB SIDE)			MM112	MM225	MM245	MM278	MM378	MM112	MM225	MM245	MM278	MM378

STORAGE — CRANE BODIES

► For Service Bodies, refer to the previous page.

First Vertical Compartment (All series)			ROAD SIDE					CURB SIDE						
—	—	Bare compartment with Strut channels	N.C.	-	S	S	S	S	S	-	-	-	-	-
TRSR1	TRSC1	Tray Shelf, 1.5" deep (Note 1)	130.50	-	A	A	A	A	A	S ₂	S ₂	S ₂	S ₂	S ₂
ADSR1	ADSC1	Divider Shelf, 3" deep	270.00	-	A	A	A	A	A	A	A	A	A	A
N/A	MMOA	Vented Compartment: OA Bracket, 2 Material Hooks (Note 4) (Requires RXOL)	412.50	-	-	-	-	-	-	A	-	-	-	-
N/A	DW1C1	Welder Drawer, 1-drawer	480.00	-	-	-	-	-	-	A	AV	AV	AV	A
DU5R1	DU5C1	Storage Unit, 5-drawer	1,302.00	-	AV	AV	AV	AV	A	A	A	A	A	A
DU7R1	DU7C1	Storage Unit, 7-drawer (Note 2)	1,743.00	-	A	A	A	A	AV	A	A	A	A	A
DU8R1	DU8C1	Storage Unit, 8-drawer (Note 3)	2,013.00	-	A	A	A	A	A	A	A	A	A	A
DUXR1	DUXC1	Storage Unit, 10-drawer (Note 3)	2,406.00	-	A	A	A	A	A	A	A	A	A	A

Second Vertical Compartment (200-300 series / 11' and 14' bodies)			ROAD SIDE					CURB SIDE						
—	—	Bare compartment with Strut channels	N.C.	-	-	S	S	S	S	-	-	-	-	-
TRSR2	TRSC2	Tray Shelf, 1.5" deep (Note 1)	130.50	-	-	A	A	A	A	-	S ₂	S ₂	S ₂	S ₂
ADSR2	ADSC2	Divider Shelf, 3" deep	270.00	-	-	A	A	A	A	-	A	A	A	A
N/A	MMOA	Vented Compartment: OA Bracket, 2 Material Hooks (Note 4) (Requires RXOL)	412.50	-	-	-	-	-	-	-	AV	AV	AV	-
DU5R2	DU5C2	Storage Unit, 5-drawer	1,302.00	-	-	AV	AV	AV	A	-	A	A	A	A
DU7R2	DU7C2	Storage Unit, 7-drawer (Note 2)	1,743.00	-	-	A	A	A	AV	-	A	A	A	A
DU8R2	DU8C2	Storage Unit, 8-drawer (Note 3)	2,013.00	-	-	A	A	A	A	-	A	A	A	A
DUXR2	DUXC2	Storage Unit, 10-drawer (Note 3)	2,406.00	-	-	A	A	A	A	-	A	A	A	A

Third Vertical Compartment (300 series / 14' bodies only)			ROAD SIDE					CURB SIDE						
TRSR3	TRSC3	Tray Shelf, 1.5" deep (Note 1)	130.50	-	-	-	-	-	S ₂	-	-	-	-	S ₂
ADSR3	ADSC3	Divider Shelf, 3" deep	270.00	-	-	-	-	-	A	-	-	-	-	A
N/A	MMOA	Vented Compartment: OA Bracket, 2 Material Hooks (Note 4) (Requires RXOL)	412.50	-	-	-	-	-	-	-	-	-	-	AV
DU5R3	DU5C3	Storage Unit, 5-drawer	1,302.00	-	-	-	-	-	A	-	-	-	-	A
DU7R3	DU7C3	Storage Unit, 7-drawer (Note 2)	1,743.00	-	-	-	-	-	A	-	-	-	-	A
DU8R3	DU8C3	Storage Unit, 8-drawer (Note 3)	2,013.00	-	-	-	-	-	A	-	-	-	-	A
DUXR3	DUXC3	Storage Unit, 10-drawer (Note 3)	2,406.00	-	-	-	-	-	A	-	-	-	-	A

Horizontal Compartment (All series)			ROAD SIDE					CURB SIDE						
TRSRH	TRSCH	Shelf, 1.5" deep, Tray (Note 1)	130.50	-	S	S	S	S	S	S	S	S	S	S
► Replaces Tray Shelf:														
BBARH	BBACH	Bolt Bin (48" L)	270.00	-	AV	AV	AV	-	-	A	A	A	-	-
BBBRH	BBBCH	Bolt Bin (50" L)	412.50	-	-	-	-	AV	AV	-	-	-	A	A

Rear Vertical Compartment (All series)			ROAD SIDE					CURB SIDE						
N/A	—	Bare compartment with Material Hooks	N.C.	-	-	-	-	-	-	S	S	S	S	S
TRSRR	TRSCR	Tray Shelf, 1.5" deep (Note 1)	130.50	-	S ₂	S ₂	S ₂	S ₂	S ₂	-	-	-	-	-
ADSRR	ADSCR	Divider Shelf, 3" deep	270.00	-	A	A	A	A	A	-	-	-	-	-
DU5RR	DU5CR	Storage Unit, 5-drawer	1,302.00	-	A	A	A	A	A	-	-	-	-	-
DU7RR	DU7CR	Storage Unit, 7-drawer (Note 2)	1,743.00	-	A	A	A	A	A	-	-	-	-	-
DU8RR	DU8CR	Storage Unit, 8-drawer (Note 3)	2,013.00	-	A	A	A	A	A	-	-	-	-	-
DUXRR	DUXCR	Storage Unit, 10-drawer (Note 3)	2,406.00	-	A	A	A	A	A	-	-	-	-	-

► All shelves are sized to fit the designated body compartment. Due to space limitations, Tray Shelves (when equipped) are deleted when adding DU5 to a 42" Compartment, DU7 to a 46" Compartment, and DUX to a 60" Compartment, and MMOA to any compartment.

Note 1 — The price is for each shelf (beyond standard equipment, if shown).

Note 2 — Requires minimum 46" High Compartment.

Note 3 — Requires 60" High Compartment.

Note 4 — Requires RXOL "Delete Lighting in Compartment(s) with Factory Installed OA Brackets".

► WARNING: Do not store flammable materials in compartment(s) that have lighting or switches installed, or are unvented.

Key:	S	Standard equipment in this column	A	Available in this combination as a stand-alone option
	S₂	Standard equipment in this column, Quantity two (2)	AV	Available, and Included in Velocity Package

PART NUMBER/ ORDER CODE	DESCRIPTION	List Price		Service Bodies				Crane Bodies				
		LIST PRICE (EACH)		MM100	MM200	MM200HD	MM300HD	MM112	MM225	MM245	MM278	MM378

PART 3. OPTION PACKAGE DISCOUNTS FOR B.Y.O. CONFIGURATIONS

► The easiest way to select a well-equipped Body with popular equipment is to select a "Velocity Package" body in Part 1. For customers who create a Build-Your-Own Body configuration, using a Base Body plus additional options (Part 2), Reading will honor the "Velocity Package" discount when the B.Y.O. body includes option content equal or greater than the pre-configured Velocity Package. **All of the listed options, or upgraded versions from the same family, must be included on the order to qualify for the discount.**

B.Y.O. VELOCITY PACKAGE DISCOUNTS — SERVICE BODY

All of the listed options, or upgraded versions from the same family, must be included on the order to qualify for the discount.

RD10	BYO Velocity Package Discount -- MM100 Minimum: (12" Step bumper, 5-drawer unit, and bolt bin installed) REQUIRES: MBS12 or Higher, DU5R1 or Higher, AND BBACH or Higher.	(1,573.50)	A	-	-	-	-	-	-	-	-	-
RD20	BYO Velocity Package Discount -- MM200 Minimum: (60" tall first DS/CS, 17" workbench storage bumper, welder-drawer, O/A set-up, and bolt bin installed) REQUIRES: RFCR, RFCC, MBW17 or Higher, BBACH or Higher, DW1C1 or Higher, AND MMOA/RXOL.	(1,596.00)	-	A	-	-	-	-	-	-	-	-
RD2X	BYO Velocity Package Discount -- MM200HD Minimum: (60" tall first DS/CS, 17" workbench storage bumper, welder-drawer, O/A set-up, and bolt bin installed) REQUIRES: RFCR, RFCC, MBW17 or Higher, BBACH or Higher, DW1C1 or Higher, AND MMOA/RXOL.	(1,596.00)	-	-	A	-	-	-	-	-	-	-
RD30	BYO Velocity Package Discount -- MM300HD Minimum: (17" workbench storage bumper, bolt bin, and O/A set-up installed) REQUIRES: MBW17 or Higher, BBACH or Higher, AND MMOA/RXOL.	(1,714.50)	-	-	-	A	-	-	-	-	-	-

B.Y.O. VELOCITY PACKAGE DISCOUNTS — CRANE BODY

All of the listed options, or upgraded versions from the same family, must be included on the order to qualify for the discount.

RD12	BYO Velocity Package Discount -- MM112 Minimum: (20" workbench bumper, Master locking, 5-drawer unit, and bolt bin installed) REQUIRES: MBW20 or Higher, RBMS or Higher, DU5C1 or Higher, AND BBARH or Higher	(1,746.00)	-	-	-	-	A	-	-	-	-	-
RD22	BYO Velocity Package Discount -- MM225 Minimum: (20" workbench bumper, Master locking, Two (2) 5-drawer units, Welder drawer, O/A setup and bolt bin installed) REQUIRES: MBW20 or Higher, RBMS or Higher, DU5C1 or Higher, DU5C2 or Higher, DW1C1, MMOA/RXOL, AND BBARH or Higher	(2,005.50)	-	-	-	-	-	A	-	-	-	-
RD24	BYO Velocity Package Discount -- MM245 Minimum: (20" workbench bumper, Master locking, Two (2) 5-drawer units, Welder drawer, O/A setup and bolt bin installed) REQUIRES: MBW20 or Higher, RBMS or Higher, DU5C1 or Higher, DU5C2 or Higher, DW1C1, MMOA/RXOL, AND BBARH or Higher	(1,908.00)	-	-	-	-	-	-	A	-	-	-
RD27	BYO Velocity Package Discount -- MM278 Minimum: (25" workbench bumper, Master locking, Two (2) 5-drawer units, Welder drawer, O/A setup and bolt bin installed) REQUIRES: MBW25 or Higher, RBMS or Higher, DU5C1 or Higher, DU5C2 or Higher, DW1C1, MMOA/RXOL, AND BBARH or Higher	(2,041.50)	-	-	-	-	-	-	-	A	-	-
RD37	BYO Velocity Package Discount -- MM378 Minimum: (25" workbench bumper, Master locking, Two (2) 7-drawer units, O/A set-up, and bolt bin installed) REQUIRES: MBW25 or Higher, RBMS or Higher, DU7C1 or Higher, DU7C2 or Higher, DW1C1, MMOA/RXOL, AND BBARH or Higher	(1,818.00)	-	-	-	-	-	-	-	-	-	A

PART NUMBER/ ORDER CODE	DESCRIPTION	LIST PRICE (EACH)	Service Bodies				Crane Bodies				
			MM100	MM200	MM200HD	MM300HD	MM112	MM225	MM245	MM278	MM378

PART 4. BODY ACCESSORIES AND PLATFORMS

BODY ACCESSORIES

► Available Installed or Loose (Ship-Out)

RCPBA	Cargo partition -- Standard Width	772.50	A	A	A	-	A	A	A	A	-
RCPCA	Cargo partition -- 300 Series Width	742.50	-	-	-	A	-	-	-	-	A
MM-HAR-CSRS	Headache rack -- DUAL 60" front compartments	952.50	A	A	-	-	A	A	A	-	-
MM-HAR-CSF	Headache rack -- with Single Curb Side 60" front compartment	960.00	A	A	-	-	A	A	A	-	-
MM-HAR-RSF	Headache rack -- with Single Road Side 60" front compartment	960.00	A	A	-	-	A	A	A	-	-
MM-HAR	Headache rack -- standard compartments	972.00	A	A	-	-	A	A	A	-	-
MMHD-HAR	Headache rack -- high bulkhead for medium duty chassis	972.00	-	-	A	A	-	-	-	A	A

WORK DECK PLATFORMS & TOOL BOXES — FOR EXTENDED CA APPLICATIONS

► Can be added to any Master Mechanic configuration — extends chassis CA requirement by 24 or 36" as noted

MMWD22	22" welder deck for 84"-156" C/A chassis	906.00	A	A	A	A	A	-	-	-	A
MMWD35	35" welder deck for 120" C/A chassis	1,014.00	-	-	A	A	-	-	-	-	A
MMFCBA	35" angled cross box for 156" C/A chassis	4,899.00	-	-	-	A	-	-	-	-	A
MMFCB	35" flat cross box for 156" C/A chassis	4,899.00	-	-	-	A	-	-	-	-	A

PART 5. CRANES & COMPRESSORS

CRANES

Electric Cranes

► Available Installed or Loose (Ship-Out)

► Available through all Reading distributors.

RSC3216E	RSC 3216 Electric Crane	1,3143.00	-	-	-	-	A	A	A	-	-
RSC4016E	RSC 4016 Electric Crane	17,403.00	-	-	-	-	-	A	A	-	-
RSC4025E	RSC 4025 Electric Crane	19,590.00	-	-	-	-	-	A	A	-	-
RSC5025E	RSC 5025 Electric Crane	20,536.50	-	-	-	-	-	A	A	-	-
RSC6025E	RSC 6025 Electric Crane	22,722.00	-	-	-	-	-	-	A	-	-

Hydraulic Cranes

► Available only through Reading Master Mechanic Certified (RMMC) Distributors.

CRANE BOOM RESTS

► Available Installed or Loose (Ship-Out)

OS5030074	Boom Rest - Adjustable — 27.5" - 36.5"	585.00	-	-	-	-	A	A	A	A	A
OS5030022	Boom Rest - Adjustable — 16.5" - 25.5"	546.00	-	-	-	-	A	A	A	A	A
OS5030030	Boom Rest - Fixed - 9.75"	453.00	-	-	-	-	A	A	A	A	A

AIR COMPRESSORS

► PTO Driven — Available Installed or Loose.

Installed requires selection of a hydraulic system (Chassis PTO or EnPak).

RC40A	READING RC40 Hydraulic Compressor	5,598.00	-	A	A	A	-	A	A	A	A
RC40C	READING RC40 Hydraulic Compressor w/Cold Weather Package	6,057.00	-	A	A	A	-	A	A	A	A
RS40A	READING RS45 Hydraulic Compressor	7,617.00	-	A	A	A	-	A	A	A	A
RS40C	READING RS45 Hydraulic Compressor w/Cold Weather Package	8,076.00	-	A	A	A	-	A	A	A	A
RS85A	READING RS85 Hydraulic Compressor	9,177.00	-	A	A	A	-	-	-	A	A
RS85C	READING RS85 Hydraulic Compressor w/Cold Weather Package	10,002.00	-	A	A	A	-	-	-	A	A

► Gasoline Powered — Installed Units Only.

RCASA	Compressor, Gas-Powered, 13 HP, CAS C130GEH34HC-E	4,728.00	A	A	A	A	A	A	A	A	A
RCASP	Compressor, Gas-Powered, 13 HP, Split Tank, CAS BMC130GEH34HC-E	4,998.00	A	A	A	A	A	A	A	A	A

► Accessory — Installed Units Only.

RCASR	Remote Start Accessory, CAS IAT-GX390EXT	273.00	A	A	A	A	A	A	A	A	A
-------	--	--------	---	---	---	---	---	---	---	---	---

PART NUMBER/ ORDER CODE	DESCRIPTION	LIST PRICE (EACH)	Service Bodies				Crane Bodies				
			MM100	MM200	MM200HD	MM300HD	MM112	MM225	MM245	MM278	MM378

PART 6. UPFIT -- INSTALLED FEATURES & ACCESSORIES

AIR SYSTEM ACCESSORIES

► For Installed Units Only.																				
RASBA	Air Tanks: Two (2) 10-Gal, Class 3-5 chassis	2,800.50	-	A	-	-	-	A	A	-	-									
RASCA	Air Tank: Single 22-Gal, Class 6-7 chassis	1,296.00	-	-	A	A	-	-	-	A	A									
RASLA	Compressed Air Kit 1/2 (Standard) ► includes Filter-Lubrication-Regulator 1/2" ► includes Hose Reel, 1/2" x 50' — (Note 5) ► includes Hose Roller Guide, 1/2"	967.50	A	A	A	A	A	A	A	A	A	A	A	A						
RASMA	Compressed Air Kit 3/4 ► includes Filter-Lubrication-Regulator 3/4" ► includes Hose Reel, 3/4" x 25' — (Note 5) ► includes Hose Roller Guide 3/4"	1,467.00	A	A	A	A	A	A	A	A	A	A	A	A						
RASKA	Compressed Air Kit 1/2 (Basic) ► includes Hose Reel, 1/2" x 50' — (Note 5) ► includes Hose Roller Guide, 1/2"	538.50	A	A	A	A	A	A	A	A	A	A	A	A						

Note 5 — Standard install location at top of Roadside Rear Vertical Compartment, unless specified otherwise.

WELDER UNITS

► For Installed Units Only.																				
WBGHA	Miller Bobcat 225G	7,176.00	A	A	A	A	A	A	A	A	A	A	A	A						
WBGKA	Miller Bobcat 250G (standard)	8,424.00	A	A	A	A	A	A	A	A	A	A	A	A						
WBDKA	Miller Bobcat 250D	16,848.00	A	A	A	A	A	A	A	A	A	A	A	A						
WBGTA	Miller Trailblazer 325G	10,569.00	-	-	A	A	-	-	-	A	A									
WBDTA	Miller Trailblazer 325D	17,394.00	-	-	A	A	-	-	-	A	A									
Combination Welder-Compressor-Generator Units:																				
WCGPA	Miller Trailblazer 302G Air Pak	20,740.50	-	-	A	A	-	-	-	A	A									
WDGDA	Vanair Air N Arc 150G	8,268.00	A	A	A	A	A	A	A	A	A	A	A	A						
WDGKA	Vanair Air N Arc 250G	13,096.50	A	A	A	A	A	A	A	A	A	A	A	A						
WDDMA	Vanair Air N Arc 300D	23,041.50	-	-	A	A	-	-	-	A	A									
WDGMA	Vanair Air N Arc 300G	16,497.00	-	-	A	A	-	-	-	A	A									
WDDMA	Vanair Air N Arc I300D	29,625.00	-	-	-	-	-	-	A	-	-									
WGEFA	EnPak A28GBW w/15' Remote Panel Lead	14,898.00	-	A	A	A	-	A	A	A	A									
WGEA	EnPak A60GE	27,729.00	-	-	A	A	-	-	-	A	A									
WGERA	EnPak A60GE/Maxstar210 STR	30,342.00	-	-	A	A	-	-	-	A	A									
WGEVA	EnPak A60GE/Multimatic200	29,874.00	-	-	A	A	-	-	-	A	A									
Combination Welder-Compressor-Hydraulic Power Units:																				
WHOMA	EnPak A60HGE Open Center	29,632.50	-	-	-	-	-	-	A	-	-									
WHOPA	EnPak A60HGE Open Center Maxstar 210	32,760.00	-	-	-	-	-	-	A	-	-									
WHOVA	EnPak A60HGE Open Center Multimatic 200	32,760.00	-	-	-	-	-	-	A	-	-									

WELDER ACCESSORIES

► For Installed Units Only.																				
REEL TW7450OLP	O/A Hose Reel 1/4" x 50'	663.00	A	A	A	A	A	A	A	A	A	A	A	A						
AIRG RAD64002150	Quick Connect Leads	48.00	A	A	A	A	A	A	A	A	A	A	A	A						
AIRG MIL300836	Welding Lead Kit 50'	546.00	A	A	A	A	A	A	A	A	A	A	A	A						

INVERTERS

►																				
12/2400N	2,400 Watt Power Inverter — Includes cables, fuses and deep cycle battery	3,877.00	A	A	A	A	A	A	A	A	A	A	A	A						
12/3000N	3,000 Watt Power Inverter — Includes cables, fuses and deep cycle battery	5,114.00	A	A	A	A	A	A	A	A	A	A	A	A						

PART NUMBER/ ORDER CODE	DESCRIPTION	LIST PRICE (EACH)	Service Bodies				Crane Bodies				
			MM100	MM200	MM200HD	MM300HD	MM112	MM225	MM245	MM278	MM378

CHASSIS MOUNTED LIGHTING & ELECTRICAL ACCESSORIES

► For Installed Units Only.											
RLSAA	Backup Alarm -- 97 decibel — recommended on all installed units	30.00	A	A	A	A	A	A	A	A	A
RLSBA	Light bar, LED 15", on headache rack — requires Headache rack	303.00	A	A	A	A	A	A	A	A	A
RLSFA	Light bar, LED 15", on Acari mount — requires CHMSL on Chassis (Class 3-6)	787.50	A	A	A	A	A	A	A	A	A
RLSPA	Strobe light mounted on Acari mount — requires CHMSL on Chassis (Class 3-6)	735.00	A	A	A	A	A	A	A	A	A
RLSVA	Strobe light mounted on headache rack — requires Headache rack	250.50	A	A	A	A	A	A	A	A	A

VICES, BUMPER MOUNTED

► For Installed Units Only.											
► For Removable Vise Mounts, see "Bumpers", above.											
RVZBA	Vise - RIDGID BC-210 - Chain Vise	243.00	A	A	A	A	A	A	A	A	A
RVZFA	Vise - Wilton 745 - Mechanic's Vise	390.00	A	A	A	A	A	A	A	A	A
RVZHA	Vise - Wilton 1765 - Tradesman Vise	952.50	A	A	A	A	A	A	A	A	A
RVZMA	Vise - Wilton C-0 - Pipe/Bench Vise	1,108.50	A	A	A	A	A	A	A	A	A

POWER TAKE OFF (PTO) UNITS

► For Installed Units Only.											
RPTBA	PTO to operate hydraulic compressor only (includes 40-gallon hydraulic tank)	5,671.50	-	A	A	A	-	A	A	A	A

CHASSIS SUSPENSION UPGRADES

► For Installed Units Only.											
— Advice to customer: WHEN MOUNTING A CRANE BODY, READING RECOMMENDS SPRING UPGRADES FOR PROPER LOAD BALANCING/LEVELING OF THE VEHICLE.											
SSA25	Spring Stability System — SuperSpring 3300 LB SSA25 — Recommended for Ford 350-450-550 — Not available with Class 6 Chassis and higher	702.00	-	-	-	-	A	A	A	A	A
SSA24	Spring Stability System — SuperSpring 4000 LB SSA24 — Recommended for GM/RAM 3500-5500 — Not available with Class 6 Chassis and higher	702.00	-	-	-	-	A	A	A	A	A
SSAAL	Leaf Spring Reinforcement — Add-a-leaf — REQUIRED with Class 6 Chassis and higher. Recommend for GM/Navistar MD.	2,925.00	-	-	-	-	A	A	A	A	A

BUMPER-MOUNTED ACCESSORIES

► For Installed Units Only.											
RTSBA	2-in Removable Ball Mount	39.00	A	A	A	A	A	A	A	A	A
RTSFA	Receptacle Socket, 7 Flat Pin	39.00	A	A	A	A	A	A	A	A	A
RTSHA	Receptacle Socket, 7 Round Pin	39.00	A	A	A	A	A	A	A	A	A
RTSJA	Receptacle Socket, 6 Round Pin	51.00	A	A	A	A	A	A	A	A	A
RTTBA	Flexible Bumper Step (specify side)	172.50	A	A	A	A	A	A	A	A	A
RTHHA	Pintle Hook, 20 Ton, Buyers PH-20 — Requires pintle hook bumper	180.00	-	-	-	-	-	-	-	A	A

MISCELLANEOUS

Quote	Glad Hands (Trailer Air Brake) — By Request	Quote	Quote	-	-	-	A	-	-	-	A	A
RTUCA	Handling Fee — Unstack Customer Chassis			A	A	A	A	A	A	A	A	A

S = Standard I = Included when other option(s) are selected
A = Available AV = Available, and included in Velocity Package



READING TRUCK BODY
LIST PRICES
ENCLOSED BODIES

CHECKLIST / NOTES

PANEL BODIES

[CK-1](#)

ENCLOSED BODY NOTES

[EB-NOTES](#)

PRODUCT

TAPERED SIDE PANEL BODIES

[EB-1](#)

SPACEMASTER BODIES

[EB-1](#)

STRAIGHT SIDE PANEL BODIES

[EB-2](#)

PANEL & SPACEMASTER BODY COMPATIBILITY WITH SRW CHASSIS

[EB-3](#)

PANEL BODY OPTIONS

BUMPERS

[EB-4](#)

WINDOW OPTIONS

[EB-4](#)

FMVSS-111 COMPLIANT BACKUP CAMERAS

[EB-5](#)

LIGHT HARNESS ADAPTORS

[EB-6](#)

COMPARTMENT LIGHT KITS

[EB-6](#)

STT LIGHT KITS

[EB-6](#)

MOUNTING ACCESSORIES AND OTHER OPTIONAL EQUIPMENT

[EB-7](#)

C2-60 PACKAGE

[EB-8](#)

LATCH-MATIC® LOCKING SYSTEM

[EB-8](#)

ELIMINATION OF POWDER COAT

[EB-8](#)

RVSL BODIES

SPECIFICATIONS

[EB-9](#)

RVSL BODIES FOR **FORD E-SERIES / GM G-SERIES CUTAWAY CHASSIS**

[EB-10](#)

RVSL BODIES FOR **FORD TRANSIT CUTAWAY CHASSIS**

[EB-10](#)

OPTIONAL EQUIPMENT FOR THE RVSL for TRANSIT

[EB-11](#)

CSV BODIES

SPECIFICATIONS

[EB-12](#)

CSV BODIES FOR **FORD E-SERIES / GM G-SERIES**

[EB-13](#)

CSV BODIES FOR **FORD TRANSIT CUTAWAY CHASSIS**

[EB-14](#)

CSV BODIES FOR **FORD TRANSIT CAB CHASSIS**

[EB-14](#)

CSV BODIES FOR **RAM PROMASTER**

[EB-15](#)

TOOL-PRO BODIES FOR **ISUZU NPR**

[EB-16](#)

OPTIONAL EQUIPMENT FOR THE **TOOL-PRO**

[EB-17](#)

ENCLOSED BODY OPTIONS

[EB-18](#)

LADDER RACKS

[EB-19](#)

ACCESS LADDERS / FOLD-DOWN STEPS

[EB-19](#)

FMVSS-111 COMPLIANT BACKUP CAMERAS

[EB-20](#)

TRAILERING EQUIPMENT

[EB-21](#)

MOUNTING OF CHASSIS POOL UNITS

MOUNTING OF PANEL/SPACEMASTER BODIES AND OPTIONS

[EB-22](#)

MOUNTING OF RVSL AND CSV BODIES TO FORD E-SERIES / GM G-SERIES CUTAWAY CHASSIS

[EB-23](#)

MOUNTING OF CSV BODIES AND OPTIONS TO FORD TRANSIT / RAM PROMASTER

[EB-24](#)

BODY TRANSFER FREIGHT PRICE SCHEDULE

[EB-25](#)



**READING TRUCK BODY
ENCLOSED BODIES
PANEL BODY ORDER CHECKLIST**

Needed when ordering a body loose:

- A. Body order code
- B. Body option order code(s)
- C. Bumper order code
- D. Light harness adaptor

Items to remember when ordering a service body shipping loose:

- 1. Light harness is chassis model specific.
- 2. Mounting kit 10566617 is required to install a 98 body on a 2017 Ford Pickup Box removal.
- 3. A supplement mounting kit is required when mounting a 108SW/DW and 132DW body on a RAM chassis.
- 4. RAM 60SW gas Fuel Fill is located front of wheelhouse panel specify at time of order
- 5. LED light resistors are required on any truck with pickup bed removal
- 6. Spring mount kit is required when an aluminum service body is mounted included in aluminum body mtg kit.

Needed when ordering a body mounted:

- A. Body order code
- B. Bumper order code
- C. Light harness adaptor
- D. Mounting charge(s)
- E. Chassis information
- F. Dealer-signed purchase order

Items to remember when ordering a service body mounted:

- 1. Light harness is chassis model specific.
- 2. Mounting kit 10566617 is required to install a 98 body on a 2017 Ford Pickup Box removal.
- 3. A supplement mounting kit is required when mounting a 108SW/DW and 132DW body on a RAM chassis.
- 4. LED light resistors are required on any truck with pickup bed removal
- 5. RAM 60SW gas Fuel Fill is located front of wheelhouse panel specify at time of order
- 6. Additional mounting charge required for DW GM.
- 7. Additional mounting charge if body equipped with Latch-Matic.
- 8. When ordering a trailer plug the mounting bracket is required.
- 9. Body transfer freight charges apply when mounting at a satellite location.
- 10. Additional charges for Ship-Thru and Freight Re-Entry.
- 10a. Not all Panel/Spacemaster bodies can ship via Ship-Thru or Freight Re-Entry. Check with Customer Service prior to quoting.
- 11. Def fill cup and cutout required for a diesel Ford chassis.
- 12. Spring mount kit is required when an aluminum service body is mounted included in aluminum body mtg kit. Spring mount kit is also recommended for 4x4 chassis.
- 13. If a 2nd stage MSO is required, the purchase order **must** specify this.



**READING TRUCK BODY
ENCLOSED BODIES
NOTES**

Based on maximum unloaded vehicle weight distribution analysis, Panel Bodies may not be fully compatible with some single rear wheel chassis with a GVWR of 10,000 pounds or less. Refer to Page EB-3 for compatible chassis. Reading Truck Group, including Reading Truck Body, assumes no responsibility if these recommendations are not followed.

All purchase orders for single wheel panel bodies must be accompanied by specific chassis information (e.g. model number).

WARNING: Do not use the Latch-Matic system or dome lights on any body that has a bottle rack or vented compartment for carrying a volatile fuel source



**READING TRUCK BODY
LIST PRICES
ENCLOSED BODIES
TAPERED SIDE PANEL AND SPACEMASTER BODIES**

SPECIFICATIONS:

1. Universal understructure (suitable for all makes - Ford/GM/RAM) - SW and DW Classic II service body
Not available with "B"-side compartment configuration option - refer to SB-4 for specific order codes
- 2a. TPA - Steel Tapered Panel Assembly
- 2b. ALTPA - Aluminum Tapered Panel Assembly
- 2c. SPM - Steel Spacemaster Assembly
3. HH - Hidden hinge
4. WR - Reading white powder coat finish
5. LH - One rectangular light hole in each rear partition
6. FF - Fuel Fill Cut-Out located roadside rear of wheelhouse on U108 & U132 models
7. A60 coating weight steel treadplate floor
8. Two rear panel doors with windows
9. Light Kit and installation - LED lights & wiring

STEEL TAPERED SIDE PANEL BODIES (STEEL BODY / STEEL TOP)				
ORDER CODE	MODEL	CHASSIS C/A	APPROX. WEIGHT	PRICE
TPA 60-98 DW	TPB60-U98ADWHH WR, LH, FF	56"	1899#	12,238.50
TPA 50-108 DW	TPB50-U108ADWHH WR, LH, FF	60"	1948#	12,705.00
TPA 60-108 DW	TPB60-U108ADWHH WR, LH, FF	60"	2034#	12,745.50
TPA 72-108 DW	TPB72-U108ADWHH WR, LH, FF	60"	2237#	14,004.00
TPA 60-132 DW	TPB60-U132ADWHH WR, LH, FF	84"	2440#	16,239.00
TPA 72-132 DW	TPB72-U132ADWHH WR, LH, FF	84"	2680#	18,427.50
ALUMINUM TAPERED SIDE PANEL BODIES (STEEL BODY / ALUMINUM TOP)				
ORDER CODE	MODEL	CHASSIS C/A	APPROX. WEIGHT	PRICE
AL-TPA 60-108 DW	ALTPB60-U108ADWHH WR, LH, FF	60"	1647#	15,081.00
AL-TPA 72-132 DW	ALTPB72-U132ADWHH WR, LH, FF	84"	2092#	19,939.50
STEEL SPACEMASTER PANEL BODIES (STEEL BODY / STEEL TOP)				
ORDER CODE	MODEL	CHASSIS C/A	APPROX. WEIGHT	PRICE
SPM 60-98 DW	SPM60-U98ADWHH WR, LH, FF	56"	1925#	14,223.00
SPM 50-108 DW	SPM50-U108ADWHH WR, LH, FF	60"	1947#	13,986.00
SPM 60-108 DW	SPM60-U108ADWHH WR, LH, FF	60"	2066#	15,376.50
SPM 57-132 DW	SPM57-U132ADWHH WR, LH, FF	84"	2480#	18,171.00

NOTES:

- See page EB-3 for bodies compatible with SRW chassis with GVWR of 10,000 lbs or less.
 Weight of body shown does not include bumper weight. Select bumper on page EB-4.
 Optional equipment is available to be shipped loose. See page EB-5.
 Options and packages are available for Panel Bodies. See page EB-6.
 60" & 72" high panel bodies cannot go through ship-thru.



**READING TRUCK BODY
LIST PRICES
ENCLOSED BODIES STRAIGHT
SIDE PANEL BODIES**

SPECIFICATIONS:

1. Universal understructure (suitable for all makes - Ford/GM/RAM) - SW and DW Classic II service body
Not available with "B"-side compartment configuration option - refer to SB-4 for specific order codes
- 2a. PAI - Steel Panel Assembly - Inset
- 2b. ALPAI - Aluminum Panel Assembly - Inset
3. HH - Hidden hinge
4. WR - Reading white powder coat finish
5. LH - One rectangular light hole in each rear partition
6. FF - Fuel Fill Cut-Out located roadside rear of wheelhouse on U108 & U132 models
7. A60 coating weight steel treadplate floor
8. Two rear panel doors with windows
9. Light Kit and installation - LED lights & wiring

STEEL STRAIGHT SIDE PANEL BODIES (STEEL BODY / STEEL TOP)				
ORDER CODE	MODEL	CHASSIS C/A	APPROX. WEIGHT	PRICE
PAI 60-132 DW	PBI60-U132ADWHH WR, LH, FF	84"	2440#	16,024.50
PAI 72-132 DW	PBI72-U132ADWHH WR, LH, FF	84"	2680#	18,214.50
ALUMINUM STRAIGHT SIDE PANEL BODIES (STEEL BODY / ALUMINUM TOP)				
ORDER CODE	MODEL	CHASSIS C/A	APPROX. WEIGHT	PRICE
AL-PAI 60-132 DW	ALPBI60-U132ADWHH WR, LH, FF	84"	1968#	17,502.00
AL-PAI 72-132 DW	ALPBI72-U132ADWHH WR, LH, FF	84"	2092#	19,716.00

NOTES:

- See page EB-3 for bodies compatible with SRW chassis with GVWR of 10,000 lbs or less.
 Weight of body shown does not include bumper weight. Select bumper on page EB-4.
 Optional equipment is available to be shipped loose. See page EB-5.
 Options and packages are available for Panel Bodies. See page EB-6.
 60" & 72" high panel bodies cannot go through ship-thru.



**READING TRUCK BODY
ENCLOSED BODIES
PANEL BODIES COMPATIBLE WITH SRW CHASSIS W/ GVWR 10,000 LBS OR LESS**

ORDER CODE	CHASSIS MFG.	C/A	REGULAR CAB	SUPER CAB / DOUBLE CAB	CREW CAB
TPA/PAI 50-98 SW	Ford	56"	Body Not Compatible	(F250 4x2 / F350 4x2)	(F250 4x2)
	GM	56"	(2500 Diesel / 3500 Gas & Diesel)	(2500 Diesel / 3500 Gas & Diesel)	(2500 Diesel / 3500 Gas & Diesel)
	RAM	56.8"	(Gas 4x2 & 4x4 / Diesel 4x2 & 4x4)	*	Body Not Compatible
TPA/PAI 60-98 SW	Ford	56"	Body Not Compatible	(Gas 4x2 / Diesel 4x2)	Body Not Compatible
	GM	56"	Body Not Compatible	Body Not Compatible	Body Not Compatible
	RAM	56.8"	(Gas 4x2 & 4x4 / Diesel 4x2 & 4x4)	*	Body Not Compatible
TPA/PAI 50-108 SW	Ford	60"	Body Not Compatible	(Gas 4x2)	(Gas 4x2)
	GM	60"	*	*	*
	RAM	60"	Body Not Compatible	*	Body Not Compatible
TPA/PAI 60-108 SW	Ford	60"	Body Not Compatible	(Gas 4x2)	(Gas 4x2)
	GM	60"	*	*	*
	RAM	60"	Body Not Compatible	*	Body Not Compatible
AL-TPA/AL-PAI 50-98 SW	Ford	56"	(F250 Gas & Diesel / F350 Gas)	(F250 4x2 & 4x4 / F350 4x2)	(Gas 4x2 / Diesel 4x2)
	GM	56"	(Gas 4x2 & 4x4 / Diesel 4x2 & 4x4)	(Gas 4x2 & 4x4 / Diesel 4x2 & 4x4)	(Gas 4x2 & 4x4 / Diesel 4x2 & 4x4)
	RAM	56.8"	(Gas 4x2 & 4x4 / Diesel 4x2 & 4x4)	*	(Gas 4x2 / Diesel 4x2)
AL-TPA/AL-PAI 60-98 SW	Ford	56"	Body Not Compatible	(Gas 4x2 / Diesel 4x2)	(Gas 4x2 / Diesel 4x2)
	GM	56"	Body Not Compatible	Body Not Compatible	Body Not Compatible
	RAM	56.8"	(Gas 4x2 & 4x4 / Diesel 4x2 & 4x4)	*	(Gas 4x2 / Diesel 4x2)
AL-TPA/AL-PAI 50-108 SW	Ford	60"	(Gas 4x2 & 4x4)	(Gas 4x2 & 4x4 / Diesel 4x2)	(Gas 4x2 & 4x4 / Diesel 4x2)
	GM	60"	*	*	*
	RAM	60"	(Gas 4x2 & 4x4)	*	Body Not Compatible
AL-TPA/AL-PAI 60-108 SW	Ford	60"	Body Not Compatible	(Gas 4x2 / Diesel 4x2)	(Gas 4x2 / Diesel 4x2)
	GM	60"	*	*	*
	RAM	60"	(Gas 4x2 & 4x4)	*	Body Not Compatible
SPM 57-108 SW	Ford	60"	Body Not Compatible	(Gas 4x2)	(Gas 4x2)
	GM	60"	*	*	*
	RAM	60"	Body Not Compatible	*	Body Not Compatible

*The OEM does not offer a chassis in this configuration.

NOTES:

Based on maximum unloaded vehicle weight distribution analysis, Panel Bodies may not be fully compatible with some single rear wheel chassis with a GVWR of 10,000 pounds or less. The above chart is to be used as a reference. Reading Truck Group, including Reading Truck Body, assumes no responsibility if these recommendations are not followed.

All purchase orders for single wheel panel bodies must be accompanied by specific chassis information (e.g. model number).

"TPA" and "PAI" signify a steel body with a steel top.

"AL-TPA" and "AL-PAI" signify a steel body with an aluminum top.

"SPM" signifies a steel body with a steel spacemaster top.



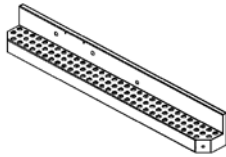
**READING TRUCK BODY
LIST PRICES
PANEL BODY OPTIONS**

STEEL BUMPERS

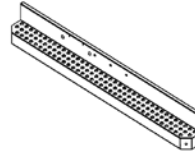
SPECIFICATIONS:

1. All-steel construction
2. P - Pooched ; D - Deck Plate
3. P76/DP76 - 76.5" length
4. P92/DP92 - 91.5" length
5. Powder coated white standard - for alternate colors, refer to order codes on SB-15
6. Bumpers are shipped loose with bodies and must be selected independently

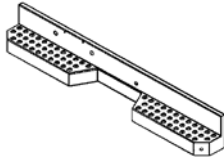
Single Wheel Bumper with LED Lights



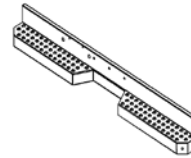
Dual Wheel Bumper with LED Lights



Single Wheel Recessed Bumper with LED Lights



Dual Wheel Recessed Bumper with LED Lights



ORDER CODE	MODEL	APPROX. WEIGHT	PRICE
QMPNS11101	P77 Quick Mount Bumper (SW)	60#	472.50
QMPRS11102	P77R Quick Mount Bumper - Recessed (SW)	66#	573.00
QMPND11201	P92 Quick Mount Bumper (DW)	70#	534.00
QMPRD11202	P92R Quick Mount Bumper - Recessed (DW)	76#	634.50
QMDNS11111	DP77 Quick Mount Bumper (SW)	60#	472.50
QMDRS11112	DP77R Quick Mount Bumper - Recessed (SW)	66#	573.00
QMDND11211	DP92 Quick Mount Bumper (DW)	70#	534.00
QMDRD11212	DP92R Quick Mount Bumper - Recessed (DW)	76#	634.50

WINDOW OPTIONS

ORDER CODE	DESCRIPTION	PRICE
ELM-RDW	No glass windows on rear doors (deviation from standard product)	240.00
ELM-FBW	No glass window on front bulkhead (deviation from standard product)	120.00

**READING TRUCK BODY
LIST PRICES
PANEL BODY OPTIONS**

FMVSS 111 COMPLIANT BACKUP CAMERAS			
ORDER CODE	DESCRIPTION		PRICE
CHASSIS INCLUDES OEM MONITOR ONLY - CHOOSE CAMERA & OEM HARNESS			
14302153	Flush mount camera		117.00
14302162	Backup camera with infrared illuminators (optional high-mount replacement for flush mount camera)		124.50
14302160	CHMSL / Backup camera (optional high-mount replacement for flush mount camera)		171.00
14302161	Clearance light / Backup camera (optional high-mount replacement for flush mount camera)		204.00
14302154	MY 2016+ GM OEM harness - HD chassis only		69.00
14302155	MY 2011+ Ford OEM harness - Super Duty		61.50
14302157	MY 2010+ RAM OEM harness - HD chassis only		66.00
CHASSIS WITH OR WITHOUT OEM MONITOR/CAMERA OPTION (OLDER MODEL CHASSIS)			
14302145	Stand Alone Kit for chassis without OEM monitor/camera (includes flush mount camera, 7" digital monitor, and wire harness)		313.50
14302148	Camera system with replacement mirror monitor (includes backup camera, 7" replacement mirror monitor, no multiplexer)		325.50
14302149	Camera system with digital monitor (includes backup camera and 7" replacement digital monitor)		309.00
14302150	Camera system with replacement mirror monitor (includes backup camera and replacement mirror monitor)		307.50
14302152	Camera system with universal third brake light camera (CHMSL, 7" replacement mirror monitor, no multiplexer)		325.50
14302151	Camera system with clearance light backup camera (includes clearance light bar with center camera and 7" replacement mirror monitor)		399.00



**READING TRUCK BODY
LIST PRICES
PANEL BODY OPTIONS**

LIGHTING ACCESSORIES

Prices below **do not** include installation charges.

LIGHT HARNESS ADAPTORS			
ORDER CODE	FORD	APPROX. WEIGHT	PRICE
14302338	Ford 99 - 17 2-Light Harness Adaptor 56/60/84 C.A. Cab Chassis & Pickup Bed Delete	1#	54.00
14302339	Ford 17 - Current Model Year 2-Light Harness Adaptor 40/56 C.A. Pickup Bed Removal	1#	54.00
GM			
14302336	GM 16 - Current Model Year 2-Light Harness Adaptor for GM Silverado/Sierra 56/60/84 C.A. Cab Chassis	1#	54.00
14302334	GM 14-15 - 2-Light Harness Adaptor for GM-Silverado/Sierra 56/60/84 C.A. Cab Chassis	1#	42.00
14302325	GM 07-13 2-Light Harness Adaptor for GM-Silverado/Sierra 56/60/84 C.A. Cab Chassis	1#	54.00
RAM			
14302335	Ram 99 - to Current Model Year 2-Light Harness Adaptor for 56/60/84 C.A. Cab Chassis	1#	54.00
LIGHT RESISTORS			
10508225	(2) LED Light Resistors REQUIRED on any truck with pickup bed removal. Not needed on RAM.	.4#	30.00
10508226	(2) LED Light Resistors - Single Combination Taillight REQUIRED on any truck with pickup bed removal. Not needed on RAM.	.4#	100.50
COMPARTMENT LIGHT KITS			
20506857	LED Flex Light 78-108A Ship Kit		765.00
20506858	LED Flex Light 132A Ship Kit		1,002.00
20506859	LED Flex Light 78-108 AB Ship Kit		841.50
20506860	LED Flex Light 132 AB Ship Kit		1,035.00
LIGHT KITS			
20508218	1-Light single wheel LED light kit with harness - rectangular lights (Back up Light LED)		273.00
20508219	1-Light dual wheel LED light kit with harness - rectangular lights (Back up Light LED)		336.00



**READING TRUCK BODY
LIST PRICES
PANEL BODY OPTIONS**

MOUNTING ACCESSORIES AND OTHER OPTIONAL EQUIPMENT

Prices below **do not** include installation charges.

ORDER CODE	DESCRIPTION	APPROX. WEIGHT	PRICE
10507315	Recessed aluminum gas fill box (For all chassis <i>except</i> Ford cutaway chassis)	4#	52.50
10012603	GM, Ford, RAM - SP-4 Front 4-Bolt Spring Mounting Kit Standard with Aluminum Service Body; <u>Optional</u> on Steel Service Body	3#	118.50
10566617	Ford Pickup Bed Delete & Pickup Bed Removal Mounting Kit for MY 2017 and newer		120.00
10566606	RAM Supplement Mounting Kit for mounting 98DW		85.50
10566602	RAM Supplement Mounting Kit for mounting 108SW/DW and 132DW bodies <u>REQUIRED</u> on Ram chassis in addition to standard mounting kit supplied with body	13#	85.50
10507352	Ford 2011 - 2016 F-Series Diesel Cab Chassis DEF Fill Cup - Bare Aluminum	1.4#	52.50
10507353	Ford 2011 - 2016 F-Series Diesel Pickup Bed Delete Fuel/DEF Fill Cup - White	1.75#	96.00
10506517	Ford 2017 - Current Model Year Def Fill bracket assembly - Black	3#	112.50
14302533	Back Up Alarm		61.50
14301689	GM Relay Harness for Back Up Alarm Required for Install on GM of Chassis is not equipped with SFW - back up alarm calibration		159.00
14900360	Electric Brake Controller - (Ford/GMC/Chevy/Ram)		157.50
10508000	Mud Flap - Single Wheel (pair)		70.50
10508001	Mud Flap - Dual Wheel (pair)		96.00

All prices F.O.B. Reading, PA.

All prices and specifications subject to change without notice.

EB-7



**READING TRUCK BODY
LIST PRICES
PANEL BODY OPTIONS**

C2-60 PACKAGE

Package consists of:

- A - Latch-Matic electronic locking system with automatic LED dome lights for side compartments*
- B - Alarm system for side compartments (alarm system will sound when body doors are forced open when in locked)
- C - Reading Ergo Glide-N-Lock –Aluminum Drawer unit curbside front vertical compartment (installed)
- D - Floor area automatic LED dome light (installed)
- E - Bright aluminum gravel guards (pair) for front of body (installed on powder coat bodies, not installed on prime)

ORDER CODE	MODEL	PRICE
C2-60C-40-98SW	98 SW - Steel, Aluminum or Spacemaster Assemblies	3,088.50
C2-60C-40-98DW	98 DW - Steel, Aluminum or Spacemaster Assemblies	3,148.50
C2-60C-40-108SW	108 SW - Steel, Aluminum or Spacemaster Assemblies	3,147.00
C2-60C-40-108DW	108 DW - Steel, Aluminum or Spacemaster Assemblies	3,162.00
C2-60C-40-132DW	132 DW - Steel, Aluminum or Spacemaster Assemblies	3,585.00

WARNING: Do not use the Latch Matic system, LED strip lighting, or dome lights on any body that has a bottle rack or vented compartment for carrying a volatile fuel source.

*Latch-Matic can only be installed on rear doors when installed on entire body.

LATCH-MATIC®

ORDER CODE	DESCRIPTION	PRICE
LM-98-108	Latch-Matic Locking System (only) - installed on a 98" or 108" body	1,024.50
LM-132	Latch-Matic Locking System (only) - installed on a 132" body	1,119.00
LM-LED-1	Latch-Matic Locking System and Automatic LED dome lights - installed on a 98" or 108" body	1,498.50
LM-LED-2	Latch-Matic Locking System and Automatic LED dome lights - installed on a 132" body	1,821.00
10507450	Latch-Matic for Panel Body Rear Doors - installed*	154.50

WARNING: Do not use the Latch Matic system, LED strip lighting, or dome lights on any body that has a bottle rack or vented compartment for carrying a volatile fuel source.

*Latch-Matic can only be installed on rear doors when installed on entire body.

ELIMINATE POWDER COAT

ORDER CODE	DESCRIPTION	CREDIT
ELP-98SW/DW	98-SW/DW	-457.50
ELP-108SW/DW	108-SW/DW	-510.00
ELP-132DW	132-DW	-571.50



**READING TRUCK BODY
LIST PRICES
ENCLOSED BODIES
RVSL SPECIFICATIONS**

THE FOLLOWING NOTES ARE FOR ALL STEEL ENCLOSED BODIES

UNDER NO CIRCUMSTANCES SHOULD AN ENCLOSED BODY BE USED AS AN AMBULANCE.

RVSL FOR FORD E-SERIES AND GM G-SERIES CUTAWAY CHASSIS

STANDARD MODEL FEATURES

1. 132" Length and 85.625" Width (SW) or 95.625" Width (DW)
2. Inside length of 121" and width of 48.5"
3. Rear door opening 48.5"W x 54.125"H (RVSL57) or 48.5"W x 72.125"H (RVSL75)
4. Sides are tapered and provide a smooth clean "billboard"
5. White powder coat finish (inside and out) including floor and understructure (Reading White)
6. 2" Lip on roadside and curbside compartment tops serving as full length shelves inside cargo area
7. Compartment shelving per side - (1) plain adjustable shelf in each front vertical compartment, (1) slotted adjustable shelf in each 2nd vertical, horizontal and rear compartment.
8. (2) Full length shelves inside cargo area - each side (RVSL75 only)
9. (2) Drop down access doors (1 per side) at rear of body for storage of 10' lengths of pipe or conduit
10. Solid front side panels & center solid sliding door
11. Single stage stainless steel paddle handle lock assembly on all compartment and rear doors
12. Vertical compartment doors equipped with spring loaded door holders to hold doors at 90 degrees
13. Interior features (2) dome lights with switch at rear and (1) grab handle
14. Steel front cab access door with door handle
15. Combination L.E.D. Stop, tail, turn, back-up and clearance lights - Installed
16. All exterior lights and reflectors are included and comply with FMVSS-108 specifications
17. Stainless Steel bolt-on hinges
18. Solid rear cargo doors (no windows)
19. Pre-punched partitions for future master locking installation
20. Designed for 80" CA GMC/Chevy and Ford cutaway chassis with 139" WB

SPECIFICATIONS - LM MODEL

1. All standard model features listed above
2. Equipped with Latch-Matic Electronic Locking System installed in side doors and rear cargo doors
Small drop-down doors **are not** Latch-Matic equipped

RVSL FOR FORD TRANSIT CUTAWAY CHASSIS

STANDARD MODEL FEATURES:

1. 132" Length and 85.625" Width (SW) or 95.625" Width (DW)
2. Inside length of 120" and width of 49.5" (45.5" between wheel boxes in DW models)
3. Rear door opening 48.5"W x 54.125"H (RVSL2 57) or 48.5"W x 72.125"H (RVSL2 72)
4. A60 Galvanneal Steel construction and diamond plate floor
5. (2) Drop down access doors (1 per side) at rear of body for storage of 10' lengths of pipe or conduit
6. Single stage stainless steel paddle handle lock assembly on all compartment and rear doors
7. Compartment shelving per side - (2) adjustable shelves
8. Interior features (2) LED dome lights with switch at rear and (1) grab handle
9. Full length shelving inside cargo area - each side - (1) shelf in RVSL2 57 and (2) shelves in RVSL2 72
10. Solid front side panels & steel front cab access door with door handle
11. Vertical compartment doors equipped with spring loaded door holders to hold doors at 90 degrees
12. Combination LED Stop, tail, turn, back-up and clearance lights - Installed
13. Stainless Steel bolt-on hinges
14. Solid rear cargo doors (no windows)
15. Sides are tapered and provide a smooth clean
16. Reading White paint finish (inside and out) including floor and understructure
17. All exterior lights and reflectors are included and comply with FMVSS-108 specifications
18. Designed for 82.5" CA Ford Transit cutaway chassis with 138" WB
18. Latch-Matic™ keyless entry system
Small drop-down doors **are not** Latch-Matic equipped

WARNING: Do not use the Latch-Matic system or compartment lighting on any body that has a bottle rack or vented compartment for carrying a volatile fuel source.



**READING TRUCK BODY
LIST PRICES
ENCLOSED BODIES
RVSL - STANDARD AND LM MODELS**

RVSL FOR FORD E-SERIES AND GM G-SERIES CUTAWAY CHASSIS					
OLD PART NO.	NEW PART NO.	MODEL	INSIDE HEIGHT	APPROX. WEIGHT	PRICE
RVSL57 SW MODELS					
34937152	RVS132SRW1FA937152	RVSL57-132APSW LH1, FF, WR, LM	57"	2345#	12,198.00
RVSL75 SW MODELS					
34937157	RVS132DRW1FA937157	RVSL75-132APSW LH1, FF, WR, LM	75"	2670#	12,784.50
RVSL75 DW MODELS					
34937162	RVS132DRW1FA937162	RVSL75-132APDW LH1, FF, WR, LM	75"	2870#	13,210.50

All prices above F.O.B. Reading, PA.

RVSL FOR FORD TRANSIT CUTAWAY CHASSIS					
OLD PART NO.	NEW PART NO.	MODEL	INSIDE HEIGHT	APPROX. WEIGHT	PRICE
RVSL2 57 MODELS					
RVSLT57SW00WNN	RVS132SRW2FA100100	RVSL2 57-132APSW LH1, FF, WR	57"	1985#	11,113.50
RVSLT57DW00WNN	RVS132DRW2FA100100	RVSL2 57-132APDW LH1, FF, WR	57"	1985#	11,431.50
RVSL2 72 MODELS					
RVSLT72SW00WNN	RVS132SRW2FA100101	RVSL2 72-132APSW LH1, FF, WR	72"	2160#	12,807.00
RVSLT72DW00WNN	RVS132DRW2FA100101	RVSL2 72-132APDW LH1, FF, WR	72"	2160#	13,125.00

All prices above F.O.B. Claremore, OK.

RVSL BUMPERS (NOT included in above body prices)					
13530429 WR	BPSNDRW1FA530429	P83SW RVSL/ALCSV POOCHED BUMPER (WHITE)		52#	325.50
13530432 WR	BPSNDRW1FA530432	P93DW RVSL/ALCSV POOCHED BUMPER (WHITE)		57#	399.00

All prices above F.O.B. body manufacturing location.



**READING TRUCK BODY
LIST PRICES
ENCLOSED BODIES
RVSL for TRANSIT - OPTIONAL EQUIPMENT**

*OPTIONS ON THIS PAGE ARE EXCLUSIVE TO THE **RVSL for TRANSIT ONLY***

ORDER CODE	DESCRIPTION	APPROX. WEIGHT	PRICE
SH-LED	Incorporate LED strip lighting into all compartments	--	786.00
SH-ETRACK	Incorporate E-Track into cargo area	--	415.50
SH-GLASS	Glass windows on rear doors	--	273.00
RVSL2A0025	LED strip lighting - ship-out kit	--	544.50
10509459	STLHK-75 Access Ladder - White	28#	529.50
13770415	RVSL Universal 67 1/2" 3-bar ladder rack	26#	604.50
RVSL2A0024	Mounting Kit for Ford Transit Cutaway (includes trim kit)	28#	288.00

NOTE: Mounting Charges listed on page EB-23 and EB-24.

ALTERNATE PAINT COLORS		
ORDER CODE	COLOR	PRICE
RW2	READING WHITE - STANDARD	N/C
00P	PRIME - NO PAINT	N/C
0F1	FORD RED	N/C
0PQ	FORD RED	N/C
BLK	BLACK	N/C



**READING TRUCK BODY
LIST PRICES
ENCLOSED BODIES
CSV / TSV / PSV SPECIFICATIONS**

THE FOLLOWING NOTES ARE FOR ALL ALUMINUM ENCLOSED BODIES

"CSV" refers to the Classic Service Van for use on Ford E-series and GM G-series cutaway chassis.

CSV is designed for mounting on Ford E-series cutaway chassis with fuel tank at rear location and GM G-series cutaway chassis with mid-ship fuel tank location only.

CSV is not available for Ford cutaway chassis equipped with a mid-ship fuel tank (Ford model code S37).

CSV will not fit on a GM diesel chassis due to DEF tank interference.

"TSV" refers to the Classic Service Van for use on Ford Transit cutaway chassis.

"TSC" refers to the Classic Service Van for use on Ford Transit cab chassis.

"PSV" refers to the Classic Service Van for use on RAM Promaster cutaway chassis.

UNDER NO CIRCUMSTANCES SHOULD AN ENCLOSED BODY BE USED AS AN AMBULANCE.

STANDARD MODEL FEATURES

1. All aluminum superstructure and side compartments with
2. Solid rear cargo doors (no windows)
3. 132" length and 85.5" width (SW) or 95.5" width (DW)
4. CSV, TSV, and PSV for cutaway chassis have inside length of 120" and width of 48.5"
TSC for cab chassis has inside length of 130" and width of 48.5"
5. Rear door opening 48.5" x 54.125" (57 models) or 48.5" x 72.125" (72/75 models)
6. Smooth clean "billboard" surface with tapered sides (57" bodies) or straight sides (75" bodies) for owner-applied
7. White powder coat finish (inside and out) including floor and understructure
8. Compartment Shelving per side - (2) full length shelves inside cargo area (2) slotted adjustable shelves 1st and 2nd front vertical and (1) slotted adjustable shelf in each horizontal and rear vertical compartment - Cutaways have (2) plain shelves in each front vertical compartment in lieu of slotted
9. (2) drop down access doors (one each side) at rear of body for storage of 10' lengths of pipe or conduit
10. Rear cargo doors equipped with nitrogen gas props to hold doors at 130 degrees
11. Cargo area features (2) dome lights with switch at rear and (1) grab handle
12. Factory installed stripes & graphics
13. CSV, TSV, and TSC feature combination L.E.D. stop, tail, turn, back-up and marker lights - Installed. PSV features (3) round Euro-style light configuration.
14. All exterior lights and reflectors are included and comply with FMVSS-108 specifications
15. Front cab access door with door handle and adjustable track
16. HH- Hidden Hinge
17. Masterlocking
18. CSV designed for 80" CA GMC/Chevy and Ford cutaway chassis with 139" WB
TSV and TSC designed for 82.5" CA Ford Transit cutaway and cab chassis, respectively, with 138" WB
PSV designed for 81.1" CA RAM Promaster cutaway chassis with 136" WB

LM MODEL FEATURES:

1. All standard model features listed above
2. Equipped with Latch-Matic® Electronic Locking System installed in side doors and rear cargo doors
Small drop-down doors **are not** Latch-Matic® equipped

LMP MODEL FEATURES:

1. All standard model features listed above
2. Alarm system installed in side compartment doors and rear cargo doors. Alarm sounds when doors are forced open when in locked position.
3. Automatic compartment lighting installed in side compartments. Lighting remains on for ten minutes when Latch-Matic® Locking System is unlocked.
4. Equipped with Latch-Matic Electronic® Locking System installed in side doors and rear cargo doors
Small drop-down doors **are not** Latch-Matic® equipped

WARNING: Do not use the Latch-Matic system or dome lights on any body that has a bottle rack or vented compartment for carrying a volatile fuel source.



READING TRUCK BODY
LIST PRICES
ENCLOSED BODIES
CLASSIC SERVICE VAN for FORD E-SERIES / GM G-SERIES
STANDARD, LM, AND LMP MODELS

OLD PART NO.	NEW PART NO.	MODEL	INSIDE HEIGHT	APPROX. WEIGHT	PRICE
CSV57 SW MODELS					
34947152	CSA132SRW1FA947152	AL-CSV57-132APSW LH1, FF, WR, LM	57"	1295#	16,039.50
34947151	CSA132SRW1FA947151	AL-CSV57-132APSW LH1, FF, WR, LMP	57"	1295#	16,495.50
CSV75 SW MODELS					
34947157	CSA132SRW1FA947157	AL-CSV75-132APSW LH1, FF, WR, LM	75"	1445#	17,362.50
34947156	CSA132SRW1FA947156	AL-CSV75-132SW LH1, FF, WR, LMP	75"	1445#	17,817.00
CSV75 DW MODELS					
34947162	CSA132DRW1FA947162	AL-CSV75-132APDW LH1, FF, WR, LM	75"	1560#	18,460.50
34947161	CSA132DRW1FA947161	AL-CSV75-132APDW LH, FF, WR, LMP	75"	1560#	18,915.00
BUMPER (NOT included in above body prices)					
13530429 WR	BPSNDRW1FA530429	P83SW RVSL/ALCSV POOCHED BUMPER (WHITE)		52#	325.50
13530432 WR	BPSNDRW1FA530432	P93DW RVSL/ALCSV POOCHED BUMPER (WHITE)		57#	399.00



**READING TRUCK BODY
LIST PRICES
ENCLOSED BODIES
CLASSIC SERVICE VAN for FORD TRANSIT (TSV / TSC)
STANDARD, LM, AND LMP MODELS**

OLD PART NO.	NEW PART NO.	MODEL	INSIDE HEIGHT	APPROX. WEIGHT	PRICE
FORD TRANSIT - SINGLE AND DUAL WHEEL CUTAWAY CHASSIS:					
TSV 57 MODELS					
34947182	CSA132SRW1FA947182	AL-TSV57-132APSW LH1, WR, LM	57"	1285#	16,039.50
34947181	CSA132SRW1FA947181	AL-TSV57-132APSW LH1, WR, LMP	57"	1285#	16,326.00
34947185	CSA132DRW1FA947185	AL-TSV57-132APDW LH1, WR, LM	57"	1285#	16,452.00
34947184	CSA132DRW1FA947184	AL-TSV57-132APDW LH1, WR, LMP	57"	1285#	16,896.00
TSV 72 MODELS					
34947188	CSA132SRW1FA947188	AL-TSV72-132APSW LH1, WR, LM	72"	1415#	17,362.50
34947187	CSA132SRW1FA947187	AL-TSV72-132APSW LH1, WR, LMP	72"	1415#	17,817.00
34947191	CSA132DRW1FA947191	AL-TSV72-132APDW LH1, WR, LM	72"	1415#	17,776.50
34947190	CSA132DRW1FA947190	AL-TSV72-132APDW LH1, WR, LMP	72"	1415#	18,241.50
FORD TRANSIT - SINGLE AND DUAL WHEEL CAB CHASSIS:					
TSC 57 MODELS					
34947280	CSA132SRW1FA947280	AL-TSC57-132APSWHH LH1, WR	57"	1263#	14,806.50
34947282	CSA132SRW1FA947282	AL-TSC57-132APSWHH LH1, WR, LM	57"	1263#	15,930.00
34947821	CSA132SRW1FA947281	AL-TSC57-132APSWHH LH1, WR, LMP	57"	1263#	16,384.50
34947283	CSA132SRW1FA947283	AL-TSC57-132APDWHH LH1,WR	57"	1263#	15,223.50
34947285	CSA132SRW1FA947285	AL-TSC57-132APDWHH LH1,WR, LM	57"	1263#	16,344.00
34947284	CSA132SRW1FA947285	AL-TSC57-132APDWHH LH1, WR, LMP	57"	1263#	16,792.50
TSC 72 MODELS					
34947286	CSA132SRW1FA947286	AL-TSC72-132APSW LH1, WR	72"	1398#	16,131.00
34947288	CSA132SRW1FA947288	AL-TSC72-132APSW LH1, WR, LM	72"	1398#	17,254.50
34947287	CSA132SRW1FA947287	AL-TSC72-132APSW LH1, WR, LMP	72"	1398#	17,689.50
34947289	CSA132DRW1FA947289	AL-TSC72-132APDW LH1, WR	72"	1398#	16,548.00
34947291	CSA132DRW1FA947291	AL-TSC72-132APDW LH1, WR, LM	72"	1398#	17,667.00
34947290	CSA132DRW1FA947290	AL-TSC72-132APDW LH1, WR, LMP	72"	1398#	18,114.00
BUMPER (NOT included in above body prices)					
13530429 WR	BPSNDRW1FA530429	P83SW RVSL/ALCSV POOCHED BUMPER (WHITE)		52#	325.50
13530432 WR	BPSNDRW1FA530432	P93DW RVSL/ALCSV POOCHED BUMPER (WHITE)		57#	399.00



READING TRUCK BODY
LIST PRICES
ENCLOSED BODIES
CLASSIC SERVICE VAN for RAM PROMASTER (PSV)
STANDARD, LM, AND LMP MODELS

OLD PART NO	NEW PART NO.	MODEL NO.	INSIDE HEIGHT	APPROX. WEIGHT	DIST. PRICE
CSV MODELS - ALUMINUM ROOF					
34946172	CSA132SRW1FA946172	AL-PSV57-132APSW LH3, WR, LM	57"	1300#	16,452.00
34946173	CSA132SRW1FA946173	AL-PSV57-132APSW LH3, WR, LMP	57"	1300#	16,896.00
34946176	CSA132SRW1FA946176	AL-PSV75-132APSW LH3, WR	75"	1450#	16,744.50
34946178	CSA132SRW1FA946178	AL-PSV75-132APSW LH3, WR, LM	75"	1450#	17,866.50
34946179	CSA132SRW1FA946179	AL-PSV75-132APSW LH3, WR, LMP	75"	1450#	18,327.00
BUMPER (NOT included in above body prices.)					
13530429 WR	BPSNDRW1FA530429	P83SW RVSL/ALCSV POOCHED BUMPER (WHITE)		55#	325.50



**READING TRUCK BODY
LIST PRICES
ENCLOSED BODIES
TOOL-PRO for ISUZU NPR - LMP MODELS**

OLD PART NO.	NEW PART NO.	MODEL	INSIDE HEIGHT	APPROX. WEIGHT	DIST. PRICE
ALTP72 - DIESEL					
ALTP72 - GAS					
34946137	CSA132DRW1FA946137	ALTP72-132ADW, LH3, WR, LMP	72"	1522#	23,271.00
BUMPER					
13530457 WR	BPSNDRW1FA530457	P84 BUMPER W/HITCH 33.5 ALTPDW,WR		161#	750.00

STANDARD FEATURES:

1. All aluminum superstructure and side compartments with aluminum understructure and diamond plate floor
2. Rear aluminum roll- up door (no windows) Electronic Lock
3. 132" length and 85.5" width
4. Rear door opening 45.25" x 62.25"
5. Sides are straight and provide a smooth clean "billboard" surface for owner-applied graphics
6. White powder coat finish (inside and out) including floor and understructure
7. (2) full length shelves inside cargo area
8. Compartment Shelving per side - (2) plain shelves in each front vertical compartment, (2) slotted adjustable shelves in each 2nd front vertical compartment and (1) slotted adjustable shelf in each horizontal and rear vertical compartment
9. (2) drop down access doors (one each side) at rear of body for storage of 10' lengths of pipe or conduit
10. Cargo area features (2) dome lights and (1) grab handle at rear
11. L.E.D. stop, tail, turn and marker lights (back-up incandescent) - Installed
12. All exterior lights and reflectors are included and comply with FMVSS-108 specifications
13. HH- Hidden Hinge
14. Masterlocking: Equipped on all upper side doors
15. Mounting kit includes- Frame extensions, crusher blocks, u bolts, 1- 7 way trailer plug (14900172)
16. Designed for Isuzu NPR chassis ONLY with 33.5" frame, 86.5" CA, and 109" WB
17. Inside length is 131.5", and inside floor width is 48.5"

Note: Chassis must be equipped with dash mounted switch to install dome lights (body light switch not included)

LMP MODEL FEATURES:

1. All standard model features listed above
2. Alarm system installed in side compartment doors and rear cargo doors (Alarm will sound when doors are forced open when in locked position)
3. Automatic compartment LED lighting installed in side compartments (Lighting remains on for ten minutes when Latch-Matic Locking System is unlocked)
4. Equipped with Latch-Matic® Electronic Locking System installed in side doors and rear cargo doors
Small drop-down doors on rear, lower front horizontal compartments on diesel model and lower horizontal compartment on the curbside gas model are not Latch-Matic® equipped

WARNING: Do not use the Latch-Matic system or dome lights on any body that has a bottle rack or vented compartment for carrying a volatile fuel source



**READING TRUCK BODY
LIST PRICES**

TOOL PRO OPTIONAL EQUIPMENT AND MOUNTING CHARGES

*OPTIONS ON THIS PAGE ARE EXCLUSIVE TO THE **TOOL-PRO** FOR ISUZU NPR ONLY.*

Tool Pro Optional Equipment			
ORDER CODE	DESCRIPTION	APPROX. WEIGHT	PRICE
14900360	BRAKE CONTROL ISUZU - SHIPPED LOOSE	16#	157.50
14900361	RELAY ISUZU #8-97173-037-1 (Required with Brake Controller) - SHIPPED LOOSE	N/A	19.50
13770415	ALUMINUM 3 BAR 67 1/2" LADDER RACK WR - SHIPPED LOOSE	30#	604.50
10509454	ALUMINUM REAR ACCESS LADDER WR - SHIPPED LOOSE	28#	529.50
10507436	LATCH MATIC ASSEMBLY - TOOL PRO - SHIPPED LOOSE	18#	1,027.50

MOUNTING OF TOOL PRO

Mounting price includes:

- A. Install Frame Extensions
- B. Body installed on Chassis
- C. Connect Light Harness
- D. Lights and Markers installed per FMVSS108 standards
- E. Install bumper/hitch
- F. Install Trailer Plug
- G. Brake controller installed (14900360/14900361)

(Note: Body, bumper, and mounting kit prices not included in Mounting Price.)

MODELS	ORDER CODE	PRICE
ALUMINUM TOOL PRO	60001022	3,282.00

OPTIONAL ITEMS Mounting Charges		
DESCRIPTION	ORDER CODE	PRICE
INSTALL 3-BAR 82" LADDER RACK WR (mounting charge only)	60001120	516.00
INSTALL REAR ACCESS LADDER WR (mounting charge only)	60001121	187.50

Additional freight charges apply for equipment located at satellite locations. See EB-25 for body transfer prices.



**READING TRUCK BODY
LIST PRICES ENCLOSED
BODY OPTIONS**

ORDER CODE	DESCRIPTION	APPROX. WEIGHT	PRICE	AVAILABLE ON			
				RVSL	CSV	TSV/TSC	PSV
10075065	RVSL-132 Master Locking - Shipped Loose - Each Side	8.5#	82.50	✓	—	—	—
10507369	RVSL-132 Master Locking - Installed	17#	414.00	✓	—	—	—
10507093	Mounting Kit for Ford Transit Cutaway (includes trim kit)	28#	288.00	—	—	✓	—
10507094	Mounting Kit for Ford Transit Cab Chassis	29#	252.00	—	—	✓	—
10507097	Mounting Kit for RAM ProMaster	69#	397.50	—	—	—	✓
10507103	Mounting Kit for Ford Gas or Diesel Chassis	29#	262.50	✓	✓	✓	—
10507104	Mounting Kit for GM Gas Chassis	34#	414.00	✓	✓	—	—
10507210	ALCSV75 SW Wind Fairing* - Installed	45#	786.00	—	✓	—	—
10507210	RVSL75 SW Wind Fairing* - Installed	45#	786.00	✓	—	—	—
10507211	ALCSV75 SW Wind Fairing* - Shipped Loose	45#	568.50	—	✓	—	—
10507211	RVSL75 SW Wind Fairing* - Shipped Loose	45#	568.50	✓	—	—	—
10507212	ALCSV75 DW Wind Fairing* - Installed	50#	828.00	✓	✓	—	—
10507212	RVSL75 DW Wind Fairing* - Installed	50#	828.00	✓	—	—	—
10507213	ALCSV75 DW Wind Fairing* - Shipped Loose	50#	612.00	—	✓	—	—
10507213	RVSL75 DW Wind Fairing* - Shipped Loose	50#	612.00	✓	—	—	—
10507476	Latch Matic Assembly - CSV/RVSL models - Installed	18#	1,027.50	✓	✓	✓	✓
10507533	Latch Matic and Dome Lights Assembly - CSV/RVSL - Installed	18#	1,312.50	✓	✓	✓	✓
10509414	57 Cargo Net Kit - Shipped Loose ^(REQUIRES option code ICS-RVSL)	--	96.00	✓^	✓	✓	✓
10509418	72/75 Cargo Net Kit - Shipped Loose	--	123.00	✓	✓	✓	✓
10509454	RVSL75 Aluminum Access Ladder WR - Shipped Loose	28#	529.50	✓	—	—	—
10509456	RVSL75 (2) Fold Down Steps With Grab Handle - Shipped Loose	14#	342.00	✓	—	—	—
13770415	RVSL Universal 67 1/2" 3 Bar Ladder Rack - Shipped Loose	26#	604.50	✓	—	—	—
14403612	Convex Mirror 10-1/2" dia with SS bracket - Shipped Loose	4#	121.50	✓	✓	✓	✓
20586003	Interior trim panels (3-pc. set) for front body edge inside cab of Ford E-Series - Shipped Loose	9#	301.50	✓	✓	—	—
ICS-RVSL	Incorporate Interior Shelf above side compartments Roadside & Curbside - RVSL57 (REQUIRED with option code 10509414)	--	156.00	✓	—	—	—
SFBH	Incorporate Solid Front Bulkhead in lieu of standard Front Cab Access Door	--	N/C	✓	✓	✓	✓
TDTFA	Incorporate Tie Down Track in floor area	--	415.50	✓	✓	✓	✓
VISPKG	Visibility Package - Incorporate 12" x 24" window with protective screen in each rear cargo door	--	271.50	✓	✓	✓	✓

NOTE:

* Fiberglass fairings cannot be painted.



**READING TRUCK BODY
LIST PRICES
ENCLOSED BODY OPTIONS**

ORDER CODE	DESCRIPTION	APPROX. WEIGHT	PRICE	AVAILABLE ON			
				RVSL	CSV	TSV/TSC*	PSV
13770415	CSV Universal 67 1/2" 3 Bar Ladder Rack - Shipped Loose	36#	604.50	—	✓	✓	✓
14301046	CSV57 Single Fold Down Roof Mounted Ladder Rack White - Shipped Loose	95#	1,980.00	—	✓	✓	✓
14301047	CSV57 Double Fold Down Roof Mounted Ladder Rack White - Shipped Loose	145#	3,399.00	—	✓	✓	✓
14301044	*CSV75 / TSV72 Single Fold Down Roof Mounted Ladder Rack White - Shipped Loose	95#	1,980.00	—	✓	✓	✓
14301045	*CSV75 / TSV72 Double Fold Down Roof Mounted Ladder Rack White - Shipped Loose	145#	3,399.00	—	✓	✓	✓
10509454	72/75 Aluminum Access Ladder WR - Shipped Loose	28#	529.50	—	✓	✓	✓
10509456	72/75 (2) Fold Down Steps With Grab Handle - Shipped Loose	14#	342.00	—	✓	✓	✓

NOTE: Mounting Charges listed on page EB-23 and EB-24

**READING TRUCK BODY
LIST PRICES
ENCLOSED BODY OPTIONS**

FMVSS 111 COMPLIANT BACKUP CAMERAS			
ORDER CODE	DESCRIPTION		PRICE
CHASSIS INCLUDES OEM MONITOR ONLY - CHOOSE CAMERA & OEM HARNESS			
14302153	Flush mount camera		117.00
14302162	Backup camera with infrared illuminators (optional high-mount replacement for flush mount camera)		124.50
14302160	CHMSL / Backup camera (optional high-mount replacement for flush mount camera)		171.00
14302161	Clearance light / Backup camera (optional high-mount replacement for flush mount camera)		204.00
14302155	MY 2011+ Ford OEM harness - Transit		61.50
CHASSIS WITH OR WITHOUT OEM MONITOR/CAMERA OPTION (OLDER MODEL CHASSIS)			
14302145	Stand Alone Kit for chassis without OEM monitor/camera (includes flush mount camera, 7" digital monitor, and wire harness)		313.50
14302148	Camera system with replacement mirror monitor (includes backup camera, 7" replacement mirror monitor, no multiplexer)		325.50
14302149	Camera system with digital monitor (includes backup camera and 7" replacement digital monitor)		309.00
14302150	Camera system with replacement mirror monitor (includes backup camera and replacement mirror monitor)		307.50
14302152	Camera system with universal third brake light camera (CHMSL, 7" replacement mirror monitor, no multiplexer)		325.50
14302151	Camera system with clearance light backup camera (includes clearance light bar with center camera and 7" replacement mirror monitor)		399.00

NOTE: For Chevrolet Express, GMC Savana, and RAM Promaster, use OEM camera system.



**READING TRUCK BODY
LIST PRICES
ENCLOSED BODY OPTIONS**

ENCLOSED BODY HITCHES

Hitches are shipped loose, unless installation is ordered. When installed by Reading or by a distributor, hitch may not be flush with end of bumper.

ORDER CODE	DESCRIPTION	CAPACITY	APPROX. WEIGHT	PRICE
14900388	RVSL/CSV 2" Receiver Tube Hitch w/Plug Bracket - Ford E-Series	15,000#	63#	300.00
10507107	RVSL/CSV 2" Receiver Tube Hitch w/Bolt Kit and Plug Bracket GM G-Series	15,000#	64#	435.00
14900172	7 Pole Flat Pin Trailer Plug - Shipped Loose Ford Cutaway	N/A	1#	21.00
14900162	Multi-Tow 7/4 Way Trailer Plug - GM Cutaway	N/A	1#	67.50

INSTALLATION (must choose part above)		
ORDER CODE	DESCRIPTION	PRICE
60001132	Installation of Ford E-Series RVSL/CSV 2" Receiver Tube Hitch (14900388)	187.50
60001133	Installation of GM G-Series RVSL/CSV 2" Receiver Tube Hitch (10507107)	208.50
60001201	7 Pole Flat Pin Trailer Plug - Installed Ford Cutaway	159.38
60001229	Multi-Tow 7/4 Way Trailer Plug - Installed - GM Cutaway (14900162)	159.00

Additional freight charges apply for equipment located at satellite locations. See EB-25 for body transfer prices.





READING TRUCK BODY
LIST PRICES
LANDSCAPE BODIES

<u>PRODUCT</u>	<u>PAGE</u>
LANDSCAPE BODIES	LS-1
LANDSCAPE BODY OPTIONS	
LOOSE / NOT INSTALLED	LS-1
TOW HITCHES	LS-2
MOUNTING OF CHASSIS POOL UNITS	
MOUNTING OF LANDSCAPE BODIES	LS-3
MOUNTING OF OPTIONAL EQUIPMENT	LS-3
MOUNTING OF HITCHES	LS-4
BODY TRANSFER FREIGHT PRICE SCHEDULE	LS-5



**READING TRUCK BODY
LIST PRICES
LANDSCAPE BODIES**

STANDARD FEATURES:

1. 11 Gauge hot rolled steel floor with 3" formed crossmembers on 15" centers
2. 6" Structural channel long sills
3. Integral steel understructure welded directly to the floor, sides and front bulkhead
4. Understructure of platform pre-punched for retractable steps install (steps are optional)
5. A-60 galvanized 12 gauge front bulkhead reinforced to the long sills and front crossmember with integral cab shield
6. 12 Gauge A-60 galvanized formed sides 42" high with reinforced posts welded to the understructure
7. 52" Clear opening side door standard
8. A-60 galvanized 12 gauge reinforced doors with steel cam locks
9. 48" wide rear swing-out doors full opening
10. Hoist assembly with hydraulic pump and motor - completely assembled
11. Lights and wire harness installed
12. Urethane primer and black top coat finish.

9' MODELS					
OLD PART NO.	NEW PART NO.	MODEL	DESCRIPTION	APPROX. WEIGHT	PRICE

12' MODELS					
OLD PART NO.	NEW PART NO.	MODEL	DESCRIPTION	APPROX. WEIGHT	PRICE
14880501	LBS012DRB2FA880501	SLLS-12 42BH/40CG	12' Landscape Body with 42" Bulkhead and 40" Cab Guard - Black	2625#	11,530.50
14880509	LBS012DRB2FA800509	SLLS-12 54BH/12CG	12' Landscape Body with 54" Bulkhead and 12" Cab Guard - Black	2575#	11,709.00

LANDSCAPE WIRE HARNESS ADAPTOR*		
ORDER CODE	DESCRIPTION	PRICE
14900165	SL Landscaper Harness Adaptor/Ford	37.50
14900166	SL Landscaper Harness Adaptor/GM	22.50
14900167	SL Landscaper Harness Adaptor/Ram	60.00
14900168	SL Landscaper Harness Adaptor/Isuzu	19.50

OPTIONAL EQUIPMENT			
ORDER CODE	DESCRIPTION	APPROX. WEIGHT	PRICE
10580283	12" ICC Underride - Black - Shipped Loose	38#	174.00
10506960	Tarp Assembly - Shipped Loose	44#	366.00
14900360	Trailer Brake Controller - Shipped Loose	2#	157.50
14302533	Back-Up Alarm - Shipped Loose	2#	61.50
10507098	Body-Up Warning Alarm and Light - Shipped Loose	2#	205.50
14406403	2-Step Slide Away Step - Red - Shipped Loose	32#	348.00
14403684	Retractable 2-Rung Ladder - Black - Shipped Loose	22#	184.50
14302902	GMC / Chevy wire harness adapter - MY 2014-2015 chassis ONLY		40.50
14302336	GMC / Chevy wire harness adapter - MY 2016 and newer		54.00

*Wire harnesses are *required* when purchasing a loose body. They are *included only* when purchasing a chassis pool unit.



**READING TRUCK BODY
LIST PRICES
LANDSCAPE BODIES**






Platform Hitch Pintle Hook



Platform Hitch Receiver Tube

TOW HITCH OPTIONS - SHIPPED LOOSE				
ORDER CODE	DESCRIPTION	APPROX. WEIGHT	CAPACITY	PRICE
14900382	Platform Hitch w/Pintle Hook Mounting Holes/D Rings (frame width 34") (Not applicable with 9ft LS see MD-6 for hitch)	117#	20,000#	466.50
14900391	Platform Hitch 2" Receiver Tube Mount/D-Rings (Frame Width 34")(Not applicable with 9ft LS see MD-6 for hitch)	124#	17,000#	531.00

TOW HITCH OPTIONAL EQUIPMENT - SHIPPED LOOSE				
ORDER CODE	DESCRIPTION	APPROX. WEIGHT	CAPACITY	PRICE
14303138	2" Combination Ball/Pintle Hook (16,000# M.G.T.W. - 3,000# M.V.L.) 	13#	16,000#	117.00
14302912	2-5/16" Combination Ball/Pintle Hook (16,000# M.G.T.W. 3,000# M.V.L.) 	13#	16,000#	121.50
14302914	Pintle Hook Mount Plate (For use with receiver (10,000# M.T.G.W. 2,000# M.V.L.) 	15#	10,000#	70.50
14900172	7 Pole Flat Pin Trailer Plug (Ford cab chassis, Ram, Isuzu)			21.00
14900162	Multi-Tow 7/4 Way Trailer Plug (Ford / GM 56" C/A PU box delete, GM cab chassis)			67.50

M.G.T.W. Maximum Gross Towing Weight
M.V.L. Maximum Vehicle Load



READING TRUCK BODY
DISTRIBUTOR PRICES
DUMP BODIES

<u>CHECKLIST / NOTES</u>	<u>PAGE</u>
DUMP BODY NOTES	DB-NOTES
MARAUDER DUMP BODY CHECKLIST	CK-1
SL DUMP BODY CHECKLIST	CK-2
<u>PRODUCT</u>	
DUMP BODY	
MARAUDER DUMP BODY	DB-1
SL DUMP BODY	DB-2
DUMP BODY OPTIONS	
INSTALLED	DB-3
LOOSE / NOT INSTALLED	DB-3
MOUNTING OF CHASSIS POOL UNITS	
MOUNTING OF DUMP BODIES	DB-4
MOUNTING OF OPTIONAL EQUIPMENT	DB-4
MOUNTING OF HITCHES	DB-5
BODY TRANSFER FREIGHT PRICE SCHEDULE	DB-6



READING TRUCK BODY
DUMP BODIES
NOTES

Cab clearance is 3-4" for Ford, 4-5" for GM / Chevy, and 6-7" for RAM.

Cubic yard measurement is based on water level load.

Cubic yard capacity in relationship to weight capacity is determined by the material being transported and the Gross Vehicle Weight Rating (GVWR) of the chassis.

Salt spreaders should *only* be used with solid-side dump body applications. **Do not attach a salt spreader to the rear post assembly on a Drop Side Dump Body.**

Mounting kit materials **are included** with the body.



**READING TRUCK BODY
DUMP BODIES
MARAUDER DUMP BODY CHECKLIST**

Things I need when ordering a Body loose:

- A. Body Part Number
- B. ICC Underride (not required)
- C. Light Harness Adaptor (GM only)

Optional:

- A. Tarp
- B. Side Board Extensions (Specify Fixed or Drop Side and Color)
- C. Raised Position DB Alarm
- D. Back Up Alarm
- E. 12" ICC
- F. Hitch Plate For Pintle or 2" Receiver (Chassis Model Specific)
- G. Trailer Brake Controller
- H. 7 Way Flat Trailer Plug
- I. Rev-Pac
- L. Under Body Boxes (frame mounted)

Items to remember when ordering a Marauder Dump - Body loose:

- 1. If ordering a Rev-Pac with 9' DB must have a chassis with a 84" CA
- 2. If ordering a Rev-Pac with 11' DB must have a chassis with a 108" CA
- 3. Underboxes must be frame mounted when installed with a hoist

Things I need when ordering a Body mounted:

- A. Body Part Number
- B. ICC Underride or Hitch application
- C. Light Harness Adaptor (GM only)
- D. Mounting Charge
- E. Chassis Information

Optional:

- A. Tarp
- B. Side Board Extensions (Specify Fixed or Drop Side and Color)
- C. Raised Position DB Alarm
- D. Back Up Alarm
- E. Hitch Plate For Pintle or 2" Receiver (Chassis Model Specific)
- F. Trailer Brake Controller
- G. 7 Way Flat Trailer Plug
- H. Rev-Pac
- I. Under Body Boxes (frame mounted)

Items to remember when ordering a Marauder Dump - Body mounted:

- 1. If ordering a Rev-Pac with 9' DB must have a chassis with a 84" CA.
- 2. If ordering a Rev-Pac with 11' Dump Body, must have a chassis with a 108" CA.
- 3. Body Transfer freight charges apply when mounting at a satellite location.
- 4. Additional Charges for Ship-Thru and Freight Re-Entry.
- 5. Underboxes must be frame mounted when installed with a Hoist, specify location to install.
- 6. Must order a Ship-Thru Bulkhead for Ship-Thru or Freight Re-Entry.
- 7. 12" ICC Underride or Hitch application is required.
- 8. Body Up Warning Device is an option.
- 9. If a 2nd stage MSO is required, the purchase order must specify this.



**READING TRUCK BODY
DUMP BODIES
SL DUMP BODY CHECKLIST**

Things I need when ordering a Body loose:

- A. Body Part Number
- B. ICC Underride (not required)
- C. Light Harness Adaptor (GM only)

Optional:

- A. Tarp
- B. Delete Electric Hoist Power Unit (Due to PTO on Chassis)
- C. Side Board Extensions
- D. Raised Position DB Alarm
- E. Back Up Alarm
- F. 12" ICC
- G. Hitch Plate For Pintle or 2" Receiver (Chassis Model Specific)
- H. Trailer Brake Controller
- I. 7 Way Flat Trailer Plug
- J. Rev-Pac
- K. Under Body Boxes

Items to remember when ordering a Marauder Dump - SL Body loose:

- 1. Prime and Black are the only two color finishes
- 2. The Bulkhead/Cab Shield is a bolt-on component
- 3. If ordering a Rev-Pac with 9' Dump Body, must have a chassis with a 60" or 84" CA
- 4. If ordering a Rev-Pac with 11' Dump Body, must have a chassis with a 84" or 108" CA
- 5. Underboxes must be frame mounted when installed with a Hoist
- 6. Marauder SL only gets a 10" Cab Shield

Things I need when ordering a Body mounted:

- A. Body Part Number
- B. ICC Underride or Hitch application
- C. Light Harness Adaptor (GM only)
- D. Mounting Charge
- E. Chassis Information

Optional:

- A. Tarp
- C. Side Board Extensions
- D. Raised Position DB Alarm
- E. Back Up Alarm
- F. Hitch Plate For Pintle or 2" Receiver (Chassis Model Specific)
- G. Trailer Brake Controller
- H. 7 Way Flat Trailer Plug
- I. Rev-Pac
- J. Under Body Boxes (frame mounted)

Items to remember when ordering a Marauder Dump - SL Body mounted:

- 1. The Bulkhead/Cab Shield is a bolt-on component (shipped loose for Ship-Thru)
- 2. If ordering a Rev-Pac with 9' Dump Body, must have a chassis with a 60" or 84" CA
- 3. If ordering a Rev-Pac with 11' Dump Body, must have a chassis with a 84" or 108" CA
- 4. Body Transfer freight charges apply when mounting at a satellite location
- 5. Additional Charges for Ship-Thru and Freight Re-Entry
(Bulkhead must be blocked and secure in dump bed for Ship-Thru)
- 6. Underboxes must be frame mounted when installed with a Hoist, specify location to install
- 7. Marauder SL only gets a 10" Cab Shield
- 8. 12" ICC Underride or Hitch application is required
- 9. Body Up Warning Device is an option
- 10. If a 2nd stage MSO is required, the purchase order **must** specify this.



**READING TRUCK BODY
LIST PRICES
DUMP BODIES**

MARAUDER DUMP BODIES - SPECIFICATIONS

1. Cargo area floor: 10 gauge hot rolled steel continuous weld construction
2. Understructure is constructed using 7" 7 gauge formed channel longitudinal sills
3. Crossmembers are 3# structural steel interlaced through longitudinal sills
4. Double wall construction with 10 gauge hot rolled steel inner liner bent to form sidewall
5. Floor bottom outer edge incorporates 3" x 45 degree angle for easy clean out
6. Outer wall constructed of 12 gauge A60 coating weight steel with bolsters and dirt shedder top and bottom rail
7. Four intermediate bolsters on tailgate
8. Bolsters incorporate drain holes at outer edge to release any moisture
9. Bulkhead constructed of 12 gauge A60 coating weight steel full height
10. Cab shield is constructed of 12 gauge A60 coating weight steel (1/2 cab shield - 20" deep) and is welded to bulkhead
11. Recessed oval rear LED tail lights mounted vertically in rear corner posts
12. Recessed 3/4" round LED marker lights mounted in cab shield and rear corner posts
13. Incandescent license plate light and recessed oval rear backup lights installed in rear apron
14. All lights and wiring installed (except prime bodies - lights and wiring shipped loose)
15. 12 gauge A60 coating weight steel double wall reinforced tailgate with quick release upper pin release
16. Adjustable front mounted lower pin tailgate release lever
17. Hoist assembly with hydraulic pump and motor - completely assembled
18. Body prop to support empty body weight
19. Two rubber bumpers mounted to body rear apron
20. Full depth rear corner posts
21. Overall outside width 96"
22. Side height 16" - Tailgate height 22" (Inside height from floor)
23. Black polyurethane top coat (other colors and prime available)

9' - 2/4 YARD DUMP BODY - For mounting on Ford, GMC/Chevy, and RAM DRW chassis							
OLD PART NO.	NEW PART NO.	MODEL	CA	SIZE	DESCRIPTION	APPROX. WEIGHT	PRICE

11' - 3/4 YARD DUMP BODY - For mounting on Ford, GMC/Chevy, and RAM DRW chassis							
OLD PART NO.	NEW PART NO.	MODEL	CA	SIZE	DESCRIPTION	APPROX. WEIGHT	PRICE



**READING TRUCK BODY
LIST PRICES
DUMP BODIES**

SL DUMP BODIES - SPECIFICATIONS

1. 10 gauge A1011 steel continuous weld construction
2. Understructure is constructed using 7" 7 gauge formed trapezoidal design
3. 12 gauge single wall construction
4. Floor bottom outer edge incorporates 45 degree angle for easy clean out
5. Bulkhead constructed of 12 gauge steel full height
6. Cab shield is constructed of 12 gauge steel
7. Incandescent license plate light
8. All lights and wiring installed
9. 12 gauge steel double wall reinforced tailgate with quick release upper pin release
10. Adjustable front mounted lower pin tailgate release lever
11. Hoist assembly with hydraulic pump and motor - completely assembled
12. Body prop to support empty body weight
13. Two rubber bumpers mounted to body rear apron for tailgate drop protection
14. "Banjo eye" chain holders - 2 per rear post
15. Full depth rear corner posts
16. Overall outside width 96"
17. Side height 16" - Tailgate height 22" (inside height from floor)
18. Black polyurethane top coat

9' - 2/3 YARD DUMP BODY - For mounting on Ford, GMC/Chevy, and RAM DRW chassis							
OLD PART NO.	NEW PART NO.	MODEL	CA	SIZE	DESCRIPTION	APPROX. WEIGHT	PRICE
11' - 3/4 YARD DUMP BODY - For mounting on Ford, GMC/Chevy, and RAM DRW chassis							
OLD PART NO.	NEW PART NO.	MODEL	CA	SIZE	DESCRIPTION	APPROX. WEIGHT	PRICE



**READING TRUCK BODY
LIST PRICES
DUMP BODIES**

OPTIONAL EQUIPMENT - MARAUDER AND SL DUMP BODIES

Items below are shipped loose. Prices **do not** include installation charges.

ORDER CODE	DESCRIPTION	PRICE
10506960	Tarp Assembly	650.00
13592005	Automatic Tarp Assembly	3,144.00
13592005 BLK	Paint Standard Color Other Than Black	1,375.00
13592006	Stainless Body Construction	3,760.00
13592006 BLK	Drop Side-Dump Body-Rear Side Board Extension - 14" - Black Powder Coat - Pair	163.50
10580283	12" ICC Underride - Powder Coated Black - Not Installed	174.00
10507345	12" ICC Underride - Prime - Not Installed	117.00
14302902	GMC / Chevy wire harness adapter - MY 2014-2015 chassis ONLY	40.50
14302336	GMC / Chevy wire harness adapter - MY 2016 and newer	54.00

TRAILERING EQUIPMENT - SHIPPED LOOSE / NOT INSTALLED

TOW HITCH PACKAGES

ORDER CODE	DESCRIPTION	CAPACITY	PRICE
14900374	Hitch plate for Pintle Hook Mount (Ford F350-F550)	15,000#	493.00
14900376	Hitch plate with 2" Receiver Tube Mount (Ford F350-F550)	15,000#	556.00
14900370	Hitch plate for Pintle Hook Mount (Chev/GM 3500)	15,000#	493.00
14900372	Hitch plate with 2" Receiver Tube Mount (Chev/GM 3500)	15,000#	556.00
14900389	Hitch plate for Pintle Hook Mount (RAM)	14,000#	556.00
14900390	Hitch plate with 2" Receiver Tube Mount (RAM)	14,000#	556.00

TOW HITCH OPTIONAL EQUIPMENT

ORDER CODE	DESCRIPTION	PRICE
14900360	Trailer Brake Controller	157.50
14302533	Back Up Alarm	161.50
14303138	2" Combination Ball/Pintle Hook (8 Ton Capacity)	117.00
14302912	2-5/16" Combination Ball/Pintle Hook (8 Ton Capacity)	121.50
14302914	Pintle Hook Mount Plate	70.50
14900172	7 Pole Flat Pin Trailer Plug (Ford cab chassis, Ram)	221.00
14900162	Multi-Tow 7/4 Way Trailer Plug (Ford / GM 56" C/A PU box delete, GM cab chassis)	67.50
10507098	Raised position DB Alarm	205.50

**READING TRUCK BODY
LIST PRICES
PANEL TOPS
TABLE OF CONTENTS**

<u>PRODUCT</u>	<u>PAGE</u>
TAPERED SIDE PANEL TOPS - PRIME Steel & Aluminum	PT-1
TAPERED SIDE PANEL TOPS - WHITE Steel & Aluminum	PT-2
SPACEMASTER TOPS Steel	PT-3
LADDER RACKS Tapered Side Panel Top Spacemaster Top	PT-1, PT-2 PT-3
POWDER COAT	PT-4

**READING TRUCK BODY
LIST PRICES
TAPERED SIDE PANEL TOPS - PRIME FINISH**

PANEL TOPS (STEEL) - PRIME FINISH			
PART NO.	MODEL	APPROX. WEIGHT	LIST PRICE SHIPPED LOOSE
23530623	TPA 50-108 DW HH PRIME	551#	\$3,717.00
23530624	TPA 60-98 DW HH PRIME	615#	\$3,753.00
23530625	TPA 60-108 DW HH PRIME	660#	\$3,753.00
23530626	TPA 60-132 DW HH PRIME	820#	\$4,989.00
23530627	TPA 72-108 DW HH PRIME	734#	\$4,941.00
23530628	TPA 72-132 DW HH PRIME	972#	\$7,053.00

PANEL TOPS (ALUMINUM) - PRIME FINISH			
PART NO.	MODEL	APPROX. WEIGHT	LIST PRICE SHIPPED LOOSE
23532031	AL-TPA 60-108 DW HH PRIME	396#	\$5,690.00
23532032	AL-TPA 60-132 DW HH PRIME	492#	\$6,102.00
23532033	AL-TPA 72-132 DW HH PRIME	577#	\$8,111.00

NOTE: "TPA" MODEL PANEL TOPS FIT STANDARD SERVICE BODIES AND SERVICE BODIES WITH 48.5" FLOOR WIDTH.

OPTIONAL ITEMS			
PART NO.	DESCRIPTION	APPROX. WEIGHT	LIST PRICE
13730008	Removable Overhead Ladder Rack - Panel Top - Prime - Shipped Loose	40#	\$192.00
13730508	Removable Overhead Ladder Rack - Panel Top - WR - Shipped Loose	40#	\$344.00
13730005	Side Mounted Ladder Rack - Panel Top - Prime - Shipped Loose	30#	\$278.00
13730505	Side Mounted Ladder Rack - Panel Top - WR - Shipped Loose	30#	\$308.00
--	Furnish and install lower glass and protective grilles in rear doors	--	\$246.00
--	Furnish and install additional protective grilles (each)	--	\$48.00
--	Eliminate rear doors on 50 Series Panel Top (deviation from standard product)	Steel	\$120.00
		Aluminum	\$120.00
--	Eliminate rear doors on 60 & 72 Series Panel Tops (deviation from standard product)	Steel	\$120.00
		Aluminum	\$120.00

All prices F.O.B. Reading, PA.
All prices and specifications subject to change without notice.

PT-1

READING TRUCK BODY
LIST PRICES
TAPERED SIDE PANEL TOPS - WHITE FINISH

"TAPERED SIDE" PANEL TOPS (STEEL) - WHITE POWDER COAT FINISH			
PART NO.	MODEL	APPROX. WEIGHT	LIST PRICE SHIPPED LOOSE
33530623	TPA 50-108 DW HH WR	595#	\$4,323.00
33530624	TPA 60-98 DW HH WR	659#	\$4,350.00
33530625	TPA 60-108 DW HH WR	704#	\$4,361.00
33530626	TPA 60-132 DW HH WR	874#	\$5,679.00
33530627	TPA 72-108 DW HH WR	782#	\$5,549.00
33530628	TPA 72-132 DW HH WR	1026#	\$7,743.00

NOTE: "TPA" MODEL TAPERED PANEL TOPS FIT STANDARD SERVICE BODIES AND SERVICE BODIES WITH 48.5" FLOOR WIDTH.

"TAPERED SIDE" PANEL TOPS (ALUMINUM) - WHITE POWDER COAT FINISH			
PART NO.	MODEL	APPROX. WEIGHT	LIST PRICE SHIPPED LOOSE
33532031	AL-TPA 60-108 DW HH WR	308#	\$6,297.00
33532032	AL-TPA 60-132 DW HH WR	346#	\$6,791.00
33532033	AL-TPA 72-132 DW HH WR	370#	\$8,799.00

OPTIONAL ITEMS			
PART NO.	DESCRIPTION	APPROX. WEIGHT	LIST PRICE
13730008	Removable Overhead Ladder Rack - Panel Top - Prime - Shipped Loose	40#	\$192.00
13730508	Removable Overhead Ladder Rack - Panel Top - WR - Shipped Loose	40#	\$344.00
13730005	Side Mounted Ladder Rack - Panel Top - Prime - Shipped Loose	30#	\$278.00
13730505	Side Mounted Ladder Rack - Panel Top - WR - Shipped Loose	30#	\$308.00
--	Furnish and install lower glass and protective grilles in rear doors	--	\$246.00
--	Furnish and install additional protective grilles (each)	--	\$48.00
--	Eliminate rear doors on 50 Series Panel Top (deviation from standard product)	Steel	\$120.00
--		Aluminum	\$120.00
--	Eliminate rear doors on 60 & 72 Series Panel Tops (deviation from standard product)	Steel	\$120.00
--		Aluminum	\$120.00

All prices F.O.B. Reading, PA.
All prices and specifications subject to change without notice.

**READING TRUCK BODY
LIST PRICES
SPACEMASTER TOPS - DRW**

PRIME				WHITE			
PART NO.	MODEL	APPROX. WEIGHT	LIST PRICE SHIPPED LOOSE	PART NO.	MODEL	APPROX. WEIGHT	LIST PRICE SHIPPED LOOSE
23530080	SPM 48-108 DW HH PRIME	668#	\$4,925.00	33530080	SPM 48-108 DW HH WR	367#	\$5,532.00
23530081	SP 57-98 DW HH PRIME	722#	\$5,624.00	33530081	SP 57-98 DW HH WR	397#	\$6,219.00
23530083	SPM 57-108 DW HH PRIME	758#	\$6,236.00	33530083	SPM 57-108 DW HH WR	417#	\$6,842.00
23530084	SPM 57-132 DW HH PRIME	985#	\$6,813.00	33530084	SPM 57-132 DW HH WR	N/A	\$7,502.00

NOTE: "SPM" MODEL SPACEMASTER TOPS FIT STANDARD SERVICE BODIES AND SERVICE BODIES WITH 48.5" FLOOR WIDTH.

PART NO.	OPTIONAL ITEMS	LIST PRICE
48 SERIES		
	6" x 20" Permanent side window, mounted in rubber (each) - Installed	\$128.00
--	Eliminate rear doors in 48 Series Spacemaster Top (deviation from standard product)	\$120.00
57 SERIES		
	12" x 24" Permanent side window, mounted in rubber (each) - Installed	\$147.00
--	Eliminate rear doors in 57 Series Spacemaster Top (deviation from standard product)	\$120.00
48 & 57 SERIES		APPROX. WEIGHT
13770201	SPM/SC/RC 2-Bar 50" Long Roof Ladder Rack - Prime - Shipped Loose	46#
13770701	SPM/SC/RC 2-Bar 50" Long Roof Ladder Rack - WR - Shipped Loose	46#
13770011	SPM/SC/RC 3-Bar 50" Long Roof Ladder Rack - Prime - Shipped Loose	69#
13770511	SPM/SC/RC 3-Bar 50" Long Roof Ladder Rack - WR - Shipped Loose	69#
--	Furnish and install lower glass & protective grilles in rear doors	--
--	Furnish and install additional protective grilles (each)	--

All prices F.O.B. Reading, PA.

All prices and specifications subject to change without notice.

PT-3

**READING TRUCK BODY
LIST PRICES**

Panel Top Powder Coat Includes: A - Powder coat panel inside & outside (panel not installed on body) B - Powder coat rear doors	
98 SW Panel Top or Spacemaster (Shipped loose - not installed on body)	597.00
108 DW Panel Top or Spacemaster (Shipped loose - not installed on body)	607.50
132 DW Panel Top or Spacemaster (Shipped loose - not installed on body)	690.00

*NOTE: White powder coat: "Reading White" (WR) is a commercially accepted match for Ford, GM, & Ram White. DuPont formula to match Reading white powder is #N4908HN.

**NOTE: Red powder coat matches the following Ford, GM, & Ram paint codes only Specify code at time of order 2016 RED specified below

A - GM = 2016 RED G7C B - Ford = F1 Red/2016 RED PQ C-Ram = Flame Red PR4

All prices and specifications subject to change without notice.

**READING TRUCK BODY
INDEX - PANEL TOPS**

Ladder Rack - Removable Overhead - Panel Top	<u>PT-1, PT-2</u>	Powder Coat - Panel Top	<u>PT-4</u>
Ladder Rack - Roof - Spacemaster Top	<u>PT-3</u>	Side Mounted Ladder Rack - Panel Top Side Window, Permanent, Mounted in Rubber, 48 Series	<u>PT-1, PT-2</u>
Panel Top - Aluminum Tapered Side SW, Powder Coat White	<u>PT-2</u>	Side Window, Permanent, Mounted in Rubber, 57 Series	<u>PT-3</u>
Panel Top - Aluminum DW, Powder Coat White	<u>PT-1</u>	Spacemaster Tops - Aluminum	<u>PT-3</u>
Panel Top - Steel, Prime	<u>PT-1</u>	Spacemaster Tops - Steel	<u>PT-3</u>
Panel Top - Steel, Tapered Side, Prime	<u>PT-2</u>		

**READING TRUCK BODY
LIST PRICES
PLATFORM BODIES TABLE OF CONTENTS**

<u>PRODUCT</u>	<u>PAGE</u>
PLATFORMS	
Heavy Duty	S-1
Extra Heavy Duty	S-2
STAKE RACKS (SETS)	
Steel	S-3
Steel Redi-Racks with Rear Swing Rack Hardware	S-4
BULKHEADS	S-5 - S-7
OPTIONS	
ICC Bumper	S-8
Hoist	S-8
Platform Mounting Kits	S-8
Contractor Sides	S-9
Bolt-Together Landscape Sides	S-10, S-11
Optional Cab Guard - Landscape only	S-11
Tow Hitches, Not Installed	S-12
MOUNTING	S-13, S-14
BODY TRANSFER FREIGHT	S-15

NOTE: FOR PRICING ON TOOL MATES AND UNDERBOXES SEE PICK UP STORAGE BOXES PRICE PAGES PUA-1 THROUGH PUA-3.

READING TRUCK BODY
LIST PRICES
PLATFORM NOTES PAGE

Prices do not include mounting kits - mounting kits priced separately (see Page S-8).

All factory installed long sills are located for 34" wide frames. **If a different location is required, desired dimension must be specified on purchase order.**

Platforms to be used for tow motor or material handling equipment traffic, **must** have a wood floor with steel overlay.

Prices include wiring harness with marker/identification light kit as required.

Platforms have internal pockets

**READING TRUCK BODY
PLATFORM CHECKLIST**

PLATFORM CAN BE MODIFIED

Things I need when ordering a Body loose:

- A. Platform Part Number
- B. Platform Mounting Kit

Optional:

- 1. Bulkhead Part Number
- 2. Rack Part Number
- 3. Hoist (Heavy Duty Platform Long Sills Must be Changed to 7" Channels)
- 4. ICC or Rear Hitch Option

Things I need when ordering a Body mounted:

- A. Platform/Bulkhead Part Number
- B. Platform Mounting Kit
- C. ICC or Rear Hitch Option
- D. Mounting Charge

Optional:

- A. Rack Part number/Mounting Charge
- B. Hoist Part Number/Mounting Charge
- C. Chassis Information

Items to remember when ordering a Platform mounted:

- 1. Additional mounting charge required for GM.
- 2. Back Up Alarms are required on Hoist applications.
- 3. A Relay Harness is required for a Back Up Alarm on a GM chassis.
- 4. Underboxes must be frame mounted when installed with a Hoist.
- 5. Stake Body Pintle and Receiver Hitches will not work on a 9ft Platform.
- 6. Underboxes must be frame mounted when installed with a Hoist.
- 7. Body Transfer freight charges apply when mounting at a satellite location.
- 8. Additional charges are required for Ship-Thru and Freight Re-Entry.
- 9. Bulkhead and Racks ship strapped to the platform when utilizing Ship-thru or Freight Re-entry.
- 10. If a Hoist will be installed, Heavy Duty Platform Long Sills must be changed to 7" Channels.
- 11. ***IF 2ND STAGE MSO IS REQUIRED, THIS MUST BE SPECIFIED ON THE PURCHASE ORDER.

**READING TRUCK BODY
LIST PRICES
STANDARD HEAVY DUTY PLATFORMS - BLACK**

PART NUMBER	MODEL	APPROX. WEIGHT	LIST PRICE	LESS SILLS AND GUSSETS	7" 9.8# SILLS	11 GA SMOOTH OVERLAY INSTALLED	7 GA SMOOTH OVERLAY INSTALLED	1/8" DECK PLATE OVERLAY INSTALLED	3/16" DECK PLATE OVERLAY INSTALLED	1 3/8" APITONG	CROSS-MEMBERS 12CC
13560162	H10P	1160#	\$2,661.00	-\$201.00	\$179.00	---	---	---	---	---	113.00
13560082	H10D	1235#	\$2,921.00	-\$201.00	\$179.00	---	---	---	---	---	113.00
13560002	H10W	885#	\$2,463.00	-\$201.00	\$179.00	1478.00	1461.00	1,437.00	1,872.00	1,194.00	113.00
13560163	H12P	1395#	\$2,859.00	\$254.00	\$209.00	---	---	---	---	---	113.00
13560083	H12D	1490#	\$3,108.00	\$254.00	\$209.00	---	---	---	---	---	113.00
13560003	H12W	1065#	\$2,778.00	\$254.00	\$209.00	1377.00	1730.00	1,917.00	2,396.00	1,352.00	113.00
13560164	H14P	1620#	\$3,264.00	-\$348.00	\$252.00	---	---	---	---	---	113.00
13560084	H14D	1735#	\$3,515.00	-\$348.00	\$252.00	---	---	---	---	---	113.00
13560004	H14W	1225#	\$3,295.50	-\$348.00	\$252.00	1596.00	2,078.00	2,145.00	2,781.00	1,557.00	113.00
13560165	H16P	1850#	\$3,836.00	\$377.00	---	---	---	---	---	---	180.00
13560085	H16D	1990#	\$4,278.00	\$377.00	---	---	---	---	---	---	180.00
13560005	H16W	1455#	\$3,584.00	\$377.00	---	1,983.00	2,621.00	2,709.00	3,443.00	1,760.00	180.00
13560166	H18P	2040#	\$4,491.00	-\$384.00	---	---	---	---	---	---	180.00
13560086	H18D	2200#	\$4,830.00	-\$384.00	---	---	---	---	---	---	180.00
13560006	H18W	1530#	\$4,101.00	-\$384.00	---	2,240.00	2670.00	3,140.00	3,596.00	2,064.00	180.00
13560167	H20P	2235#	\$4,868.00	\$389.00	---	---	---	---	---	---	267.00
13560087	H20D	2410#	\$5,240.00	\$389.00	---	---	---	---	---	---	267.00
13560007	H20W	1665#	\$4,605.00	\$389.00	---	---	2702.00	---	3,521.00	2,333.00	267.00
13560168	H22P	2460#	\$5,211.00	\$395.00	---	---	---	---	---	---	267.00
13560088	H22D	2655#	\$5,780.00	\$395.00	---	---	---	---	---	---	267.00
13560008	H22W	1835#	\$5,259.00	\$395.00	---	---	3,093.00	---	3,831.00	2,396.00	267.00
13560169	H24P	2690#	\$5,658.00	\$404.00	---	---	---	---	---	---	267.00
13560089	H24D	2900#	\$6,428.00	\$404.00	---	---	---	---	---	---	267.00
13560009	H24W	2005#	\$5,808.00	\$404.00	---	---	3,125.00	---	3,867.00	2,517.00	267.00

NOTE: Standard longitudinal sills: 9' thru 14' (6" 8.2#), 16' thru 20' (7" 9.8#), 22' & 24' (8" 11.5#)

NOTE: Platforms to be used for tow motor or material handling equipment traffic must have a wood floor with steel overlay.

P= smooth plate steel

D= (diamond) deck plate steel

W= wood (pine)

**READING TRUCK BODY
LIST PRICES
STANDARD EXTRA HEAVY DUTY PLATFORMS - BLACK OR PRIME**

Specifications:

1. Standard side & end rails: 7 Ga. (3/16") steel, 6" high.
2. Standard wood flooring: 2" nominal dense southern yellow pine.
3. Standard longitudinal sills: 12', 14' & 16' (7" 9.8#); 18', 20' 22' & 24' (8" 11.5#)
4. Standard crossmembers: 4" 5.4# & 5" 6.7# structural channel on 12" center. (Gussets at every crossmember).

PART NUMBER BLACK	MODEL	APPROX. WEIGHT	LIST PRICE	7 GA SMOOTH OVERLAY INSTALLED	3/16" DECK PLATE OVERLAY INSTALLED	1-3/8" APITONG
13560324	EH14D	2340#	\$5,472	---	---	---
13560244	EH14W	1830#	\$4,826	\$2,078	\$2,781	\$1,557
13560405	EH16P	2530#	\$5,700	---	---	---
13560325	EH16D	2670#	\$6,131	---	---	---
13560245	EH16W	2065#	\$5,468	\$2,621	\$3,443	\$1,760
13560406	EH18P	2790#	\$6,485	---	---	---
13560326	EH18D	2950#	\$6,900	---	---	---
13560246	EH18W	2280#	\$6,287	\$2,670	\$3,491	\$2,003
13560407	EH20P	3055#	\$7,065	---	---	---
13560327	EH20D	3225#	\$7,610	---	---	---
13560247	EH20W	2480#	\$6,782	\$2,702	\$3,521	\$2,333
13560408	EH22P	3355#	\$7,622	---	---	---
13560328	EH22D	3555#	\$8,372	---	---	---
13560248	EH22W	2730#	\$7,545	\$3,093	\$3,831	\$2,396
13560409	EH24P	3670#	\$8,259	---	---	---
13560329	EH24D	3880#	\$9,050	---	---	---
13560249	EH24W	2985#	\$8,069	\$3,125	\$3,867	\$2,517

P= smooth plate steel

D= (diamond) deck plate steel

W= wood (pine)

5
2

All prices F.O.B. Reading, PA.

All prices and specifications subject to change without notice.

**READING TRUCK BODY
LIST PRICES
STANDARD STAKE BODY STEEL RACK SETS - BLACK**

PART NO. (LESS FRONT RACK) BLACK	BODY LENGTH	HEIGHT	APPROX. WEIGHT	LIST PRICE
13594791	9'	42"	245#	1,116.00
13594792	10'	42"	325#	1,208.00
13594793	12'	42"	405#	1,364.00
13594794	14'	42"	460#	1,509.00
13594795	16'	42"	505#	1,610.00
13594796	18'	42"	555#	1,817.00
13594797	20'	42"	610#	1,922.00
13594798	22'	42"	675#	2,073.00
13594799	24'	42"	675#	2,232.00

**STANDARD STAKE BODY STEEL RACK SETS - BLACK
WITH REAR SWING RACK HARDWARE**

PART NO. (LESS FRONT RACK) BLACK	BODY LENGTH	HEIGHT	APPROX. WEIGHT	LIST PRICE
13594781	9'	42"	420#	1,833.00
13594782	10'	42"	470#	1,928.00
13594783	12'	42"	550#	2,103.00
13594784	14'	42"	605#	2,264.00
13594785	16'	42"	650#	2,381.00
13594786	18'	42"	700#	2,604.00
13594787	20'	42"	755#	2,717.00
13594788	22'	42"	820#	2,829.00
13594789	24'	42"	830#	3,054.00

STANDARD EXTRA HEAVY DUTY STAKE BODY STEEL RACK SETS* - BLACK

PART NUMBER BLACK	BODY LENGTH	HEIGHT	APPROX. WEIGHT	LIST PRICE
13595304	12'	42"	350#	1,637.00
13595305	14'	42"	390#	1,754.00
13595306	16'	42"	430#	1,869.00
13595307	18'	42"	480#	2,129.00
13595308	20'	42"	520#	2,288.00
13595309	22'	42"	560#	2,468.00
13595310	24'	42"	610#	2,540.00

* A complete set of standard extra heavy duty steel racks consists of sides and rear racks only.

**READING TRUCK BODY
LIST PRICES
REDI-RACK SETS - REDI-RACK FRONT BULKHEADS - CAB GUARDS**

STANDARD STAKE BODY STEEL REDI-RACK SETS (BLACK OR PRIME) WITH REAR SWING RACK HARDWARE ROUND PUNCHED HOLES * Bulkhead not Included						
PART NUMBER		BODY LENGTH	RACK HEIGHT	APPROX. WEIGHT	LIST PRICE	
BLACK	PRIME				BLACK	PRIME
13597802	13597902	9'	42"	384#	2,253.00	2,093.00
13597804	13597904	12'	42"	505#	2,706.00	2,489.00

STANDARD REDI-RACK FRONT BULKHEAD WITH TOP POSTS OPEN & SIDE BOLT-ON REINFORCING ANGLES					
PART NUMBER		DESCRIPTION	APPROX. WEIGHT	LIST PRICE	
BLACK	PRIME			BLACK	PRIME
13591101	13591601	42" Solid Bulkhead for Redi-Rack Sides (Top Posts open)		725.00	650.00
10580311	10580301	Front Exterior Bolt-On Bulkhead Supports (Stainless Steel Bolt Kit included) (Required with Bolt-On Cab Guard)		329.00	282.00

OPTIONAL BOLT-ON CAB GUARD - 12" & 24" EXTENSION OVER CAB				
PART NO. BLACK	MODEL	LENGTH	APPROX. WEIGHT	LIST PRICE
13780204	CG-12	9' to 12'		533.00
13780206	CG-24	9' to 12'		734.00

Front Exterior Bolt-On Bulkhead Supports are required with Bolt-On Cab Guards. See above for part number and price.

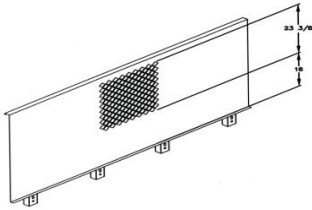
Bulkheads are pre-punched for cab guards. (42" cab guards are not available for Redi-Rack bulkheads.)

OPTIONAL CAB GUARD BOLT KIT & WIRE HARNESS EXTENSION KIT				
PART NO.	MODEL	LENGTH	APPROX. WEIGHT	LIST PRICE
10580207	CGBK-12-24	9' to 12'		83.00

All prices F.O.B. Reading, PA.

All prices and specifications subject to change without notice.

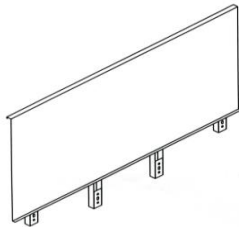
**READING TRUCK BODY
LIST PRICES
BULKHEADS FOR HEAVY DUTY PLATFORMS**



**SOLID WITH LARGE 19-5/8" x 23-3/8" WINDOW
OPENING** -

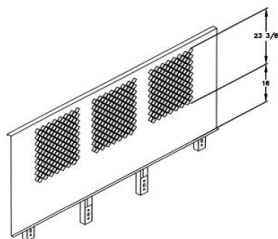
12 gauge bulkhead with 14 gauge posts.

DESCRIPTION	PART NO. BLACK	APPROX. WEIGHT	LIST PRICE
42" High Steel Front With Window	13591051	140#	828.00



SOLID LONG SILL REINFORCED - 12 gauge bulkhead with 14 gauge posts, having 2 center posts extending down along side of platform long sills. NOTE: Requires modification to bottom flange of stake body front rail at two center pocket locations. (As shown in the mounting instructions).

DESCRIPTION	PART NO. BLACK	APPROX. WEIGHT	LIST PRICE
42" High Solid Steel Long Sill Reinforced Front	13590538	--	680.00

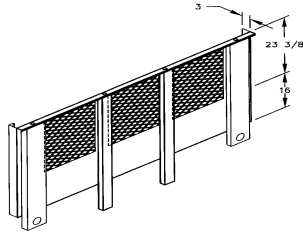


**SOLID LONG SILL REINFORCED WITH LARGE
TRIPLE WINDOW OPENING** - 12 gauge bulkhead with 14 gauge posts, having 2 center posts extending down along side of platform long sills. NOTE: Requires modification to bottom flange of stake body front rail at two center pocket locations. (As shown in the mounting instructions).

DESCRIPTION	PART NO. BLACK	APPROX. WEIGHT	LIST PRICE
42" High Steel Long Sill Reinforced Front With Triple Window	13591082	125#	852.00

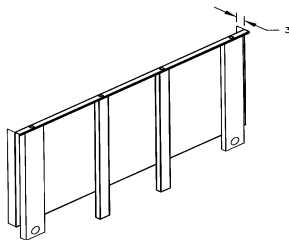
**READING TRUCK BODY
LIST PRICES
BULKHEADS FOR HEAVY DUTY PLATFORMS AND CAB GUARDS**

**STAND ALONE LONG SILL REINFORCED WELDED IN FRONT BULKHEADS
(ALSO FOR USE WITH 42" CAB GUARDS AND STANDARD STAKE RACKS)**



SOLID LONG SILL REINFORCED WITH LARGE TRIPLE WINDOW OPENINGS - 10 gauge A60 galvanized steel bulkhead with 10 gauge A60 galvanized steel posts. (See mounting instructions)

DESCRIPTION	PART NO. BLACK	APPROX. WEIGHT	LIST PRICE
42" High Solid Steel Long Sill Reinforced With Triple Window	13590487	--	855.00
52" High Solid Steel Long Sill Reinforced With Triple Window	13590489	--	1,014.00



SOLID LONG SILL REINFORCED - 10 gauge A60 galvanized steel bulkhead with 10 gauge A60 galvanized steel posts. (See mounting book page IV-18)

DESCRIPTION	PART NO. BLACK	APPROX. WEIGHT	LIST PRICE
42" High Solid Steel Long Sill Reinforced	13590481	--	809.00

OPTIONAL BOLT-ON CAB GUARDS

MODEL	LENGTH	PART NO. BLACK	APPROX. WEIGHT	LIST PRICE
*CG-12 - 12" Extension Over Cab	9' to 18'	13780204	43#	533.00
*CG-24 - 24" Extension Over Cab	9' to 18'	13780206	74#	734.00
*CG-42 - 42" Extension Over Cab	9' to 18'	13780205	--	885.00

***NOTE: Cab Guards REQUIRE Stand Alone Long Sill Reinforced Bulkhead AND installation of Stake Body Bulkhead Support Gussets & Bolt Hardware Kit listed below.**

NOTE: CG-42 Cab Guard Cannot be used with Redi-Rack Bulkheads.

*STAKE BODY BULKHEAD SUPPORT GUSSETS & BOLT HARDWARE (PAIR)				
USED FOR:	PART NO. PRIME	PART NO. BLACK	APPROX. WEIGHT	LIST PRICE
42" Bulkhead	13780370	13780270	60#	329.00

***NOTE: REQUIRED when installing Cab Guard on Stand Alone Long Sill Reinforced Bulkhead.**

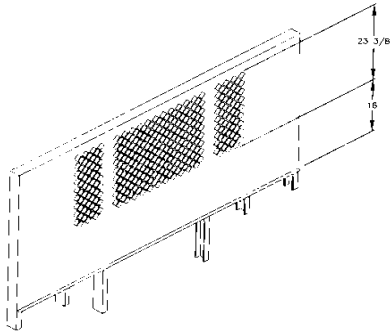
NOTE: Bolts, lock washers, washers & nuts included with gussets.

OPTIONAL CAB GUARD BOLT KIT & WIRE HARNESS EXTENSION KIT				
MODEL	LENGTH	PART NO. BLACK	APPROX. WEIGHT	LIST PRICE
CGBK-12-24	9' to 18'	10580207	1#	83.00
CGBK-42	9' to 18'	10580208	1#	90.00

All prices F.O.B. Reading, PA.

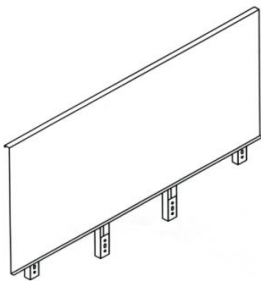
All prices and specifications subject to change without notice.

**READING TRUCK BODY
LIST PRICES
BULKHEADS FOR EXTRA HEAVY DUTY PLATFORMS**



EXTRA HEAVY DUTY LONG SILL REINFORCED WITH LARGE TRIPLE WINDOW OPENINGS - 10 gauge bulkhead with six posts of 3" 4.1# structural steel channel. Bulkhead is available for extra heavy duty stake bodies only.

DESCRIPTION	PART NO. BLACK	APPROX. WEIGHT	LIST PRICE
42" high x 95-3/4", steel long sill reinforced with triple window	13591070	--	1,025.00



EXTRA HEAVY DUTY SOLID LONG SILL REINFORCED - 10 gauge bulkhead with six posts of 3" 4.1# structural steel channel. Bulkhead is available for extra heavy duty stake bodies only.

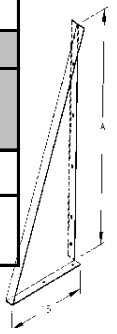
DESCRIPTION	PART NO. BLACK	APPROX. WEIGHT	LIST PRICE
42" high x 95-3/4", solid steel long sill reinforced	13590454	--	849.00

All prices F.O.B. Reading, PA.

All prices and specifications subject to change without notice.

**READING TRUCK BODY
LIST PRICES
STANDARD STAKE BODY - OPTIONS**

PART NO.	ITEM	APPROX. WEIGHT	LIST PRICE	
ICC BUMPER / MUD FLAPS				
10507311	24" ICC Underride - Prime - Shipped Loose		153.00	
10507311 BLK	24" ICC Underride (Black Powder coated) - Shipped Loose		168.00	
14402132	"Reading" Mud Flap - Each - Shipped Loose		41.00	
HOISTS				
13600197	8' - 9' Double Acting Electric Hydraulic Scissors Hoist and Sub Frame - Shipped Loose* Use on Special platform must be verified	500#	2,591.00	
13600198	10' - 12' Double Acting Electric Hydraulic Scissors Hoist and Sub	520#	2,819.00	
Note: This hoist is suitable for 12' platform and stake applications. In these applications it will have 18" of overhang when mounted. With this amount of overhang, it is rated at 10.5 tons evenly distributed load.				
PLATFORM MOUNTING KITS				
10566601	For 9', 10', 12' Platforms - Under 10,000# GVW	27#	107.00	
10566643	For 9', 10', 12', 14' Platforms - Over 10,000# GVW	33#	117.00	
10566645	For 16', 18', 20', 22', 24' Platforms	38#	125.00	
UNIVERSAL OVERHEAD MATERIAL RACK				
14612403	Universal Overhead Material Rack - Black - Shipped Loose	430#	2,210.00	
14612404	Overhead Material Rack Extension Kit - Black (11" Higher) (*REQUIRED when installing Material Rack on higher cab configurations.)	50#	564.00	
BRAKE CONTROLLER				
14900360	Trailer Brake Controller		147.00	
BACKUP ALARM				
14302533	Back Up Alarm		57.00	
14301689	GM Relay Harness for Back Up Alarm (*Required when installing a Back Up Alarm on a GM chassis not equipped with SFW backup alarm calibration)		149.00	
ELIMINATION OF REAR RACKS				
	Furnishing less Rear #R-113,R-93 or R-73 & #R-123,R-103 or R-83 -30" Racks for Customer's Installation of Lift Gate, Deduct from Rack Price		-275.00	
	Furnishing less Rear #R-5 and R-6 or #R-7 and R-8 - 42" Racks for Customer's Installation of Lift Gate, Deduct from Rack Price		-354.00	
	Furnishing less Rear #ER-5 and #ER-6 - 42" Racks for Customer's Installation of Lift Gate, Deduct from Rack Price		-383.00	
STAKE BODY BULKHEAD SUPPORT GUSSETS & BOLT HARDWARE (PAIR)				
PART NO. BLACK	PART NO. PRIME	USED FOR:	APPROX. WEIGHT	LIST COST
13780270	13780370	42" Bulkhead	60#	329.00
For use with front bulkheads when additional support is needed. Bolts, lock washers, washers & nuts included with gussets.				



All prices and specifications subject to change without notice.

**READING TRUCK BODY
LIST PRICES
CONTRACTOR SIDES**

**14" SOLID SIDES, 14" 4-WAY TAILGATE
AND 42" SOLID BULKHEAD BLACK**

PART NO. (BLACK)	MODEL	APPROX. WEIGHT	LIST PRICE
13780001	CS9	430#	2,711.00
13780002	CS10	450#	2,805.00
13780003	CS12	470#	2,921.00
13780004	CS14	500#	3,012.00
13780005	CS16	530#	3,146.00
13780006	CS18	600#	3,221.00
13780007	CS20	670#	3,344.00

**14" FOLD DOWN SOLID SIDES, 14" 4-WAY TAILGATE
AND 42" SOLID BULKHEAD BLACK**

PART NO. (BLACK)	MODEL	APPROX. WEIGHT	LIST PRICE
13780028	FDCS9	470#	3,192.00
13780029	FDCS10	490#	3,282.00
13780030	FDCS12	518#	3,354.00
13780031	FDCS14	556#	3,603.00
13780032	FDCS16	594#	3,648.00
13780033	FDCS18	672#	3,920.00
13780034	FDCS20	750#	3,956.00

OPTION		
PART NO. (OPTION)	DESCRIPTION	LIST PRICE
--	Incorporate 19-5/8" wide x 23-3/8" high Window Opening in Front Bulkhead	161.00

The above prices are for contractor sides, tailgate and bulkhead for regular and heavy duty platform use **only**. Price for platform body must be added and can be found on pages S-1 and S-2.

All prices F.O.B. Reading, PA.

All prices and specifications subject to change without notice.

**READING TRUCK BODY
LIST PRICES
BOLT-TOGETHER LANDSCAPE SIDES (STEEL)**

**42" HIGH SIDES, REAR, BULKHEAD
(BLACK POWDER COATED)**

42" ROADSIDE SOLID SIDE			
PART NO.	MODEL	LENGTH	LIST PRICE
13780311	942BR	9'	506.00
13780312	1042BR	10'	692.00
13780313	1242BR	12'	917.00
13780314	1442BR	14'	1,061.00
13780315	1642BR	16'	1,112.00
13780316	1842BR	18'	1,197.00

42" CURBSIDE SOLID SIDE			
PART NO.	MODEL	LENGTH	LIST PRICE
13780301	942BC	9'	506.00
13780302	1042BC	10'	692.00
13780303	1242BC	12'	917.00
13780304	1442BC	14'	1,061.00
13780305	1642BC	16'	1,112.00
13780306	1842BC	18'	1,197.00

42" CURBSIDE WITH 52" WIDE FRONT SWING DOOR			
PART NO.	MODEL	LENGTH	LIST PRICE
13780321	942BCD	9'	1,058.00
13780322	1042BCD	10'	1,407.00
13780323	1242BCD	12'	1,433.00
13780324	1442BCD	14'	1,457.00
13780325	1642BCD	16'	1,521.00
13780326	1842BCD	18'	1,794.00

42" BULKHEAD			
PART NO.	MODEL	LENGTH	LIST PRICE
13780201	42BH	9' to 18'	630.00

42" REAR, WITH 14" CONTRACTOR TAILGATE &			
PART NO.	MODEL	LENGTH	LIST PRICE
13780265	2714BR	9' to 18'	2,402.00

All prices F.O.B. Reading, PA.

All prices and specifications subject to change without notice.

**READING TRUCK BODY
LIST PRICES
BOLT-TOGETHER LANDSCAPE SIDES (STEEL)**

**42" HIGH SIDES, REAR, BULKHEAD (CONTINUED)
(BLACK POWDER COATED)**

42" REAR WITH DOUBLE SOLID DOORS & REMOVABLE CHANNEL			
PART NO.	MODEL	LENGTH	LIST PRICE
13780261	37BDR	9' to 18'	2,810.00

BOLT KIT			
Includes all necessary bolts, washers, lock washers, nuts & "J" bolt assemblies for securing sides to platform. (Splice strips included for sides longer than 10'.)			
PART NO.	MODEL	LENGTH	LIST PRICE
10580201	429BK	9'	143.00
10580202	4210BK	10'	150.00
10580203	4212BK	12'	209.00
10580204	4214BK	14'	216.00
10580205	4216BK	16'	267.00
10580206	4218BK	18'	275.00

OPTIONAL CAB GUARD - 24" & 42" EXTENSION OVER CAB			
PART NO.	MODEL	LENGTH	LIST PRICE
13780206	CG-24	9' to 18'	734.00
13780205	*CG-42	9' to 18'	885.00

*** 42" Cab Guard includes (2) reinforcing plates that must be bolted to the cab guard & front sections of the solid sides on each side.**

Optional cab guard & cab guard bolt kit are for 42" bulkheads.

OPTIONAL CAB GUARD BOLT KIT & WIRE HARNESS EXTENSION			
PART NO.	MODEL	LENGTH	LIST PRICE
10580207	CGBK-12-24	9' to 18'	83.00
10580208	CGBK-42	9' to 18'	90.00

APPROXIMATE WEIGHTS		
DESCRIPTION	LENGTH	APPROX. WEIGHT
For 42" landscape solid sides, 42" solid front bulkhead, 14" contractors tailgate with 27-1/2" high uni-punched barn doors above tailgate & 52" wide curbside solid swing out door.	9'	881#
	10'	918#
	12'	991#
	14'	1063#
	16'	1135#
	18'	1207#

The above prices are for regular and heavy duty platform use **only**. Heavy duty platform must be used with hoist applications. Price for platform must be added and can be found on pages S-1 and S-2.

All prices F.O.B. Reading, PA.

All prices and specifications subject to change without notice.

**READING TRUCK BODY
LIST PRICES
PLATFORM BODIES
TOW HITCHES - SHIPPED LOOSE**



Platform Body Receiver Tube Mount



Platform Body Pintle Hook Mount

TOW HITCH - SHIPPED LOOSE (FOR USE ON PLATFORM BODY WITH OR WITHOUT HOIST)			
PART NO.	DESCRIPTION	CAPACITY	LIST PRICE
14900382	Hitch plate for Pintle Hook Mount (frame width 34")	20,000#	438.00
14900391	Hitch plate for 2" Receiver Tube Mount (Frame Width 34")	17,000#	500.00

TOW HITCH OPTIONAL EQUIPMENT - SHIPPED LOOSE			
PART NO.	DESCRIPTION	CAPACITY	LIST PRICE
14303138	2" Combination Ball/Pintle Hook (8 Ton Capacity)	N/A	110.00
14302912	2-5/16" Combination Ball/Pintle Hook (8 Ton Capacity)	N/A	114.00
14302914	Pintle Hook Mount Plate	N/A	65.00
14900172	7 Pole Flat Pin Trailer Plug (Ford cab chassis, Ram)	N/A	18.00
14900162	Multi-Tow 7/4 Way Trailer Plug (Ford / GM 56" C/A PU box delete, GM cab chassis)	N/A	62.00

All prices F.O.B. Reading, PA.
All prices and specifications subject to change without notice.

**READING TRUCK BODY
LIST PRICES
INSTALLED CHASSIS POOL PRODUCTS**

MOUNTING OF PLATFORM BODY 9 TO 16 ft

Mounting price includes the following:
 A - Installation (only) of platform on chassis
 B - Remounting of chassis lights & installation of required marker, clearance & identification lights to FMVSS 108
 C - Installation of fuel fill bracket & fuel fill
 D - Furnishing & installation of mud flaps
ADDITIONAL REQUIRED OPTIONS:
 * **Mounting Kit (see page S-8)**
 * You must choose either an ICC Underride option OR a Hitch from page S-14
 * Bulkhead Required
(Note: Item cost and mounting kit not included in Mounting Price.)

	ITEM	MOUNTING PRICE
60001025	INSTALL PLATFORM BODY FORD/RAM*	1,479.00
60001026	INSTALL PLATFORM BODY GM	1,479.00
60001027	INSTALL PLATFORM BODY ISUZU	1,479.00

*****NOTE: IF 2ND STAGE MSO IS REQUIRED, THIS MUST BE SPECIFIED ON THE PURCHASE ORDER.**

MOUNTING OF READING HOIST ON READING HEAVY DUTY PLATFORM BODY 9 TO 12 FT

Mounting of Reading Hoist includes the following:
 A - Installation (only) of Reading conversion hoist to body and chassis (must be added to platform mounting price)
 B - Furnish and install back up alarm

NOTE: YOU MUST SELECT THE GM RELAY HARNESS FOR BACKUP ALARM OPTION, FROM PAGE S-14, WHEN INSTALLING A PLATFORM WITH HOIST ON A GM CHASSIS NOT EQUIPPED WITH SWF BACK UP ALARM CALIBRATION
(Note: Hoist cost not included in Mounting Price. See page S-8 for part numbers and prices.)

	MODELS	MOUNTING PRICE
60001024	INSTALL HOIST ON 9 TO 12FT	726.00

**INSTALLATION (ONLY) OF OPTIONAL EQUIPMENT
(Note: Option cost not included in LIST Price)**

PART NO.	DESCRIPTION	LIST PRICE
10015221	Platform Def Fill Bracket - Required on Ford Diesel Chassis Only	11.00
60001136	Install (only) Bolt on Bulkhead	150.00
60001137	Install (only) Long-sill Reinforced Weld-on Bulkhead	425.00
60001138	Install (only) Rack section (set)	57.00
60001139	Extra installation cost if racks are equipped with optional rear swing rack hardware	168.00
60001141	Extra installation cost if equipped with landscape sides	792.00
60001142	Extra installation cost if landscape sides have optional cab guard	239.00
60001134	Install (only) (1) Underbox (Must specify location)	467.00
60001135	Install (only) (2) Underboxes (One each side at front)	710.00

* Stake bodies with hoists require back-up alarms in certain states and it is the responsibility of the distributor to delete back-up alarm if not required.

If vehicle is equipped with a back-up alarm, it should be listed on the daily maintenance report. The back-up alarm must be tested each day prior to the vehicles operation. A record of this test is to be recorded in the maintenance file.

ADDITIONAL FREIGHT CHARGES APPLY FOR EQUIPMENT LOCATED AT SATELLITE LOCATIONS - SEE "DEPOT PROGRAM" PRICE SCHEDULE ON PAGE S-15.

All prices F.O.B. Reading, PA.

All prices and specifications subject to change without notice.
 Educational Services Commission of NJ
 State Approved Co-op #65MCECCPS

**READING TRUCK BODY
LIST PRICES
INSTALLED CHASSIS POOL PRODUCTS**

OPTIONAL EQUIPMENT		
(Note: LIST Price includes cost of option and installation)		
PART NO.	DESCRIPTION	LIST PRICE
10507137	Stake Hitch plate for Pintle Hook Mount (frame width 34") (20,000# Capacity) - Installed (will not fit 9' platform)	780.00
10507138	Stake Hitch plate with 2" Receiver Tube Mount (Frame Width 34") - Installed (will not fit 9ft platform)	852.00
10507128	Hitch plate for Pintle Hook Mount (FORD F350-F550) 9ft Stake)	689.00
10507130	Hitch plate for Pintle Hook Mount (Chevy GM 3500) (9ft stake)	689.00
10507135	Hitch plate for Pintle Hook Mount (Ram) (9ft Stake)	689.00
10507129	Hitch plate for 2" Receiver tube Mount (Ford F350-F550) (9ft stake)	689.00
10507131	Hitch plate for 2" Receiver tube Mount (Chevy/GM 3500) (9ft stake)	689.00
10507136	Hitch plate for 2" Receiver tube Mount (Ram) (9ft stake)	689.00
10507162	2" Combination Ball/Pintle Hook (16,000#M.G.T.W.-3,000#M.V.L.) - Installed	162.00
10507163	2-5/16" Combination Ball/Pintle Hook (8 Ton Capacity) - Installed	167.00
10507166	Pintle Hook Mount Plate (for use with receiver hitch to attach combination ball) - Installed	120.00
10507167	7 Pole Flat Pin Trailer Plug - Installed (Ford cab chassis, Ram)	87.00
10507197	Multi-Tow 7/4 Way Trailer Plug - Installed (Ford / GM 56" C/A PU box delete, GM cab chassis)	120.00
10507189	12" ICC Underride, Powder coated black (Hoist application) - Installed	314.00
10507196	24" ICC Underride, Powder coat black - Installed	344.00
10507161	Back-up alarm installed	107.00
10507178	Trailer Brake Controller (Ford, GM/Chevy, &Ram) (17,000# Capacity) - Installed	309.00
10507099	Body-Up Warning Device - Installed	330.00

NOTE: ADDITIONAL FREIGHT CHARGES APPLY FOR EQUIPMENT LOCATED AT SATELLITE LOCATIONS - SEE "BODY FREIGHT TRANSFER" PRICE SCHEDULE ON PAGE S-15.

All prices F.O.B. Reading, PA.

All prices and specifications subject to change without notice.

Educational Services Commission of NJ
State Approved Co-op #65MCECCPS

Trucks - 26,000 lbs. GVW or Greater
Bid #ESCNJ 17/18-30 **5-14**

**READING TRUCK BODY
BODY TRANSFER FREIGHT PRICE SCHEDULE**

Reading Truck Body will maintain stock bodies at several satellite locations. These bodies will be used for chassis pool mounting and for surrounding distributors to purchase loose.

To purchase a body mounted on a pool unit:

- A - Contact Customer Service Department at Reading Truck Body
- B - Same procedure as purchasing a mounted pool unit from a Reading pool location

To purchase a loose body from a satellite location:

- A - Submit a purchase order for the equipment required and a preferred pickup date to your Customer Service Rep at Reading Truck Body.
- B - Customer Support will process a sales order for the equipment and include the handling charge of \$125.00 and the freight cost as noted below. They will also contact the satellite location to schedule a pickup date.
- C - It is the distributor's responsibility to pick up the equipment at the satellite location.

The following freight charges apply:

Category#1 - Service bodies, Stake bodies, Platforms, Redi-Deks, Dumps

Category#2 - Panel Bodies, Spacemaster Bodies, RVSL, Classic Service Vans (CSV), Landscape Bodies

LOCATION	CATEGORY #1	CATEGORY #2
Chesapeake, VA	\$135	\$413
Claremore, OK	\$345	\$1,035
Clinton, MD	\$128	\$383
Columbus, OH	\$158	\$450
Council Bluffs, IA	\$300	\$900
Indianapolis, IN	\$263	\$555
Kansas City, MO	\$285	\$825
Louisville, KY	\$165	\$518
Nashville, TN	\$278	\$630
Oklahoma City, OK	\$383	\$1,155
Pontiac, MI	\$150	\$450
Salt Lake City, UT	\$600	\$1,725
Wentzville, MO	\$240	\$713

**NOTE: \$125 HANDLING CHARGE WILL APPLY TO EACH LOOSE BODY IN ADDITION TO THE FREIGHT COST
NOTE: FREIGHT AND HANDLING CHARGES DO NOT APPLY TO TOOL BOXES**

All prices F.O.B. Reading, PA.

All prices and specifications subject to change without notice.

**READING TRUCK BODY
INDEX - STAKE BODIES**

Banding of Rack & Crating	S-8	ICC Bumpers - Installed	S-14
Body Transfer Freight	S-15	Landscape Sides, Bolt-Together, Steel	S-10
Bulkhead - Extra Heavy Duty Reinforced - Solid	S-7	Mounting - Hitch Plates	S-14
Bulkhead - Extra Heavy Duty Reinforced - Triple Window	S-7	Mounting - Hoist	S-13
Bulkhead - Redi Rack - Solid	S-4	Mounting - Platform Bodies	S-13
Bulkhead - Solid Long Sill Reinforced	S-5	Mounting - Tow Hitch Optional Equipment	S-14
Bulkhead - Solid Long Sill Reinforced - Triple Window	S-5	Mounting Kits - Platform	S-8
Bulkhead - Solid w/Large Window Opening	S-5	Mounting - Optional Items	S-13, S-14
Bulkhead - Stand Alone Long Sill Reinforced - Solid	S-6	Platform Bodies - Extra Heavy Duty - Black	S-2
Bulkhead - Stand Alone Long Sill Reinforced - Triple window	S-6	Platform Bodies - Heavy Duty - Black	S-1
Bulkhead Support Gussets & Bolt Hardware	S-8	Reading Mud Flaps	S-8
Cab Guards	S-6	Steel Rack Sets - Extra Heavy Duty - Black	S-3
Cab Guard - Landscape Sides only	S-11	Steel Rack Sets - Standard Heavy Duty - Black	S-3
Contractor Sides - 14" Fold Down Solid Sides	S-9	Steel Rack Sets w/Rear Swing Rack Hardware-Black	S-3
Contractor Sides - 14" Solid Sides	S-9	Steel Redi-Racks with Rear Swing Rack Hardware	S-4
Elimination of Rear Racks	S-8	Tow Hitch Optional Equipment - Shipped Loose	S-12
Hitches - Shipped Loose	S-12	Universal Overhead Material Rack	S-8, S-13
ICC Bumpers - Shipped Loose	S-8	Wiring Harness	S-8



READING TRUCK BODY
DISTRIBUTOR PRICES
REDI-DEK

<u>CHECKLIST</u>	<u>PAGE</u>
<u>PRODUCT</u>	CK-1
REDI-DEK	
STANDARD PACKAGE	REDI-1
CONTRACTOR PACKAGE	REDI-1
GOOSENECK PACKAGE	REDI-1
REDI-DEK OPTIONS	
TOOL MATES	REDI-2
TRAILERING EQUIPMENT	REDI-2
ALUMA FILL	REDI-2
GOOSENECK HITCHES	REDI-3
MOUNTING OF CHASSIS POOL UNITS	
MOUNTING OF REDI-DEK BODIES	REDI-4
MOUNTING OF OPTIONAL EQUIPMENT	REDI-4
BODY TRANSFER FREIGHT PRICE SCHEDULE	REDI-5



**READING TRUCK BODY
REDI-DEK
BODY CHECKLIST**

Things I need when ordering a Body loose:

- A. Redi-Dek Part Number
- B. Redi-Dek Mounting Kit
- C. Chassis-specific gooseneck hitch (for Gooseneck Package **only**)
- C. ICC or rear hitch (not required for SRW)

Note: Rear hitch is standard on DRW Gooseneck Packages

Optional:

- A. Steel or Aluminum Tool Mates (for Contractor Package **only**)
- B. Extra gas Aluma Fill for chassis equipped with dual tanks
- C. Diesel Def Fill for Ford Diesel Chassis
- D. Overhead Material Rack
- E. Trailer Plug
- F. Underboxes

Things I need when ordering a Body mounted:

- A. Redi-Dek Part Number
- B. Redi-Dek Mounting Kit
- C. Chassis-specific gooseneck hitch (for Gooseneck Package **only**)
- D. ICC or rear hitch (not required for SRW)

Note: Rear hitch is standard on DRW Gooseneck Packages

- E. Mounting charges
- F. Chassis Information

Optional:

- 1. Steel or Aluminum Tool Mates (for Contractor Package **only**)
- 2. Extra gas Aluma Fill for chassis equipped with dual tanks
- 3. Diesel Def Fill for Ford Diesel Chassis
- 4. Overhead Material Rack
- 5. Trailer Plug
- 6. Underboxes

Items to remember when ordering a Redi-Dek mounted:

- 1. Mounting Kits must be purchased separately.
- 2. Gooseneck hitches must be purchased separately.
- 3. ICC or rear hitch are not required with SRW Redi-Dek.
Note: Rear hitch is standard on DRW Gooseneck Packages.
- 3. DRW Redi-Dek longsills are installed at 34". SRW longsills are installed at 42".
Body Transfer freight charges apply when mounting at a satellite location.
- 5. Additional charges are required for Ship-Thru and Freight Re-Entry.
- 6. 2nd Aluma Fill required when chassis is equipped with dual tanks.
- 7. Def Aluma Fill required for Ford Diesel Chassis.
- 8. If a 2nd stage MSO is required, the purchase order **must** specify this.



**READING TRUCK BODY
LIST PRICES
REDI-DEK**

STANDARD SPECIFICATIONS

1. Understructure - 4" x 11ga. steel longsill pierced for mounting and 3" x 11ga. steel full-width cross members.
2. Floor - 1/8" diamond plate steel with square corners for maximum deck space.
3. Front Bulkhead - 3'x4' rectangular steel tube, tapered to follow cab; radiused corners; LED STTs and an LED work light mounted high; horizontal square tube slats forming upper window; lower solid panel.
4. Sides – 1/8" diamond plate steel, integral with floor, 4.75" tall, dirt shedding return bend, 7ga. externally-mounted steel stake pockets with 24" pocket spacing, 1/4"x2" rub rails welded to pockets, side rail ported for Aluma-Fill.
5. Rear Apron - 1/8" diamond safety tread plate with recessed license plate mounting bracket and holes for marker lights
6. LED Lighting- Oval STT and reverse lights mounted on each side of rear apron, and round clearance and ID lights. All lights are grommet mounted and meet FMVSS requirements.
7. Primer - Reading's exclusive E-coat priming system
8. Finish Paint - Powder coated black

OLD PART NO.	NEW PART NO.	MODELS	CHASSIS	C.A.	APPROX. WEIGHT	PRICE

CONTRACTOR PACKAGE SPECIFICATIONS

In addition to Standard Specifications above:

1. 16" high drop sides - latched front and rear.
2. 16" high x 88" wide drop-down tailgate - single acting, latched both sides

OLD PART NO.	NEW PART NO.	MODELS	CHASSIS	C.A.	APPROX WEIGHT	DIST. PRICE
13563460	RDS010DRB1FA563460	RDK-10DW CONTRACTOR- BLK	Dual Rear Wheel	60"	902#	4,512.00
13563461	RDS012DRB1FA563461	RDK-12DW CONTRACTOR - BLK	Dual Rear Wheel	84"	1046#	4,726.50

GOOSENECK PACKAGE SPECIFICATIONS

In addition to Standard Specifications above:

1. Gooseneck Ball Hitch Access Door – 1/8" Diamond plate steel, flush with floor, with gloved hand access hole, and opens to R/S. Door is easily operated from ground level and has lift-and-slide closing action.
2. Longsill is notched for gooseneck hitch and pierced for mounting bolts.
3. Order Code 13580288 BLK: 2" receiver hitch with 16,000-lb. rating and 1,600-lb. tongue rating. Includes trailer plug hole and safety chain holes, and is bolted to chassis and body with universal mounting hole pattern. Included on DRW bodies only.

PART NO.	NEW PART NO.	MODELS	CHASSIS	C.A.	APPROX. WEIGHT	DIST. PRICE
13563470	RDS008SRB1FA563470	REDI DEK- 8.5SW GOOSENECK	Single Rear Wheel	56"	710#	3,085.50
13563471	RDS009DRB1FA563471	REDI DEK -9DW GOOSENECK	Dual Rear Wheel	60"	880#	3,282.00
13563472	RDS011DRB1FA563472	REDI DEK 11DW GOOSENECK	Dual Rear Wheel	84"	1010#	3,652.50

Note: Frame extensions are not required for install.



**READING TRUCK BODY
LIST PRICES
REDI-DEK OPTIONS**

TOOL MATES - INSTALLED						
ORDER CODE	DESCRIPTION	DIMENSIONS	APPROX. WEIGHT	PRICE	AVAILABLE WITH	
					STANDARD PACKAGE	CONTRACTOR PACKAGE
13530546	96" STEEL TOOLMATE - PAIR -BLK	16"X13"X96"	128#	1,941.00	—	✓
13530547	96" ALUMINUM TOOLMATE PAIR	16"X13"X96"	87#	2,185.50	—	✓

TRAILERING EQUIPMENT - NOT INSTALLED						
ORDER CODE	DESCRIPTION	APPROX. WEIGHT	PRICE	AVAILABLE WITH		
				STANDARD PACKAGE	CONTRACTOR PACKAGE	GOOSENECK PACKAGE
13580288 BLK	16,000-lb. capacity RDK-2" RECEIVER HITCH DRW - STD/CTR*	115#	375.00	✓	✓	✓ (included in DRW models)
13580289 BLK	RDK- ICC DRW - BUMPER BLACK -STD/CTR	105#	318.00	✓	✓	—
14900399	2" RECEIVER TUBE HITCH 2011-current GM P/U box delete - 56" CA		415.50	—	—	✓
14900162	MULTI-TOW 7/4 WAY TRAILER PLUG Ford/GM 56" CA p/U box delete & GM CC)		67.50	—	—	✓
14900172	7 Pole Trailer Plug - <i>requires</i> order code 14900174 for Ford Cab Chassis, Ford/GM cutaway, and RAM		21.00	✓	✓	✓
14900174	Trailer Plug Mounting Bracket <i>required</i> with order code 14900172		18.00	✓	✓	✓

*Includes trailer plug hole, safety chain holes, and 1,600-lb tongue.

MOUNTING KITS						
ORDER CODE	DESCRIPTION	APPROX. WEIGHT	PRICE	COMPATIBLE WITH		
				STANDARD PACKAGE	CONTRACTOR PACKAGE	GOOSENECK PACKAGE
10569105	REDI-DEK 8.5SW GM MTG KIT	30#	126.00	✓	—	✓
10569106	REDI-DEK 8.5SW RAM MTG KIT	30#	117.00	✓	—	✓
10569107	REDI-DEK 8.5SW FORD MTG KIT	70#	265.50	✓	—	✓
10566643	REDI- DEK DRW MOUNTING KIT	27#	124.50	✓	✓	✓

ALUMA FILL						
ORDER CODE	DESCRIPTION	PRICE	AVAILABLE WITH			
			STANDARD PACKAGE	CONTRACTOR PACKAGE	GOOSENECK PACKAGE	
10507379	REDI DEK - ALUMA FILL <i>required</i> on chassis with dual tanks (i.e. GM)	51.00	✓	✓	✓	
10507380	REDI DEK - DEF FILL <i>required</i> on Ford Diesel Chassis	51.00	✓	✓	✓	



**READING TRUCK BODY
LIST PRICES
REDI-DEK OPTIONS**

GOOSENECK HITCHES

Gooseneck Hitch – frame mounted 30,000-lb. gooseneck hitch. Hitch bolts to chassis, with no welding required. Package includes 2 5/16” gooseneck ball, gooseneck trailer plug hole, and gooseneck trailer safety chain loops with 7,500-lb. tongue weight.

ORDER CODE	MODELS	APPROX. WEIGHT	PRICE	AVAILABLE WITH		
				STANDARD PACKAGE	CONTRACTOR PACKAGE	GOOSENECK PACKAGE
14900402	REDI DEK SW Gooseneck Hitch - Ford	95#	403.50	—	—	✓
14900403	REDI DEK SW Gooseneck Hitch - RAM*	60#	403.50	—	—	✓
14900404	REDI DEK SW Gooseneck Hitch - GM	120#	403.50	—	—	✓
14900365	REDI DEK DW Gooseneck Hitch - Ford	90#	337.50	—	—	✓
14900369	REDI DEK DW Gooseneck Hitch - GM/RAM	80#	337.50	—	—	✓

***Not compatible** with RAM 3500 SRW due to spring leaf suspension



**READING TRUCK BODY
LIST PRICES
PANEL TOPS**

<u>PRODUCT</u>	<u>PAGE</u>
PANEL TOPS	
TAPERED SIDE STEEL PANEL TOPS - PRIME FINISH	PT-1
TAPERED SIDE ALUMINUM PANEL TOPS - PRIME FINISH	PT-1
TAPERED SIDE STEEL PANEL TOPS - WHITE POWDER COAT FINISH	PT-2
TAPERED SIDE ALUMINUM PANEL TOPS - WHITE POWDER COAT FINISH	PT-2
SPACEMASTER TOPS	
STEEL SPACEMASTER TOPS - PRIME FINISH	PT-3
STEEL SPACEMASTER TOPS - WHITE POWDER COAT FINISH	PT-3
POWDER COAT OPTIONS	PT-4



**READING TRUCK BODY
LIST PRICES
PANEL TOPS**

STEEL TAPERED PANEL TOPS - PRIME FINISH				
OLD PART NO.	NEW PART NO.	MODEL	APPROX. WEIGHT	PRICE
23530623	PTS108DRP1FA530623	TPA 50-108 DW HH PRIME	551#	\$3,943.50
23530624	PTS098DRP1FA530624	TPA 60-98 DW HH PRIME	615#	\$3,982.50
23530625	PTS108DRP1FA530625	TPA 60-108 DW HH PRIME	660#	\$3,982.50
23530626	PTS132DRP1FA530626	TPA 60-132 DW HH PRIME	820#	\$5,295.00
23530627	PTS108DRP1FA530627	TPA 72-108 DW HH PRIME	734#	\$5,244.00
23530628	PTS132DRP1FA530628	TPA 72-132 DW HH PRIME	972#	\$7,483.50
ALUMINUM TAPERED PANEL TOPS - PRIME FINISH				
OLD PART NO.	NEW PART NO.	MODEL	APPROX. WEIGHT	PRICE
23532031	PTA108DRP1FA532031	AL-TPA 60-108 DW HH PRIME	396#	\$6,037.50
23532032	PTA132DRP1FA532032	AL-TPA 60-132 DW HH PRIME	492#	\$6,474.00
23532033	PTA132DRP1FA532033	AL-TPA 72-132 DW HH PRIME	577#	\$8,607.00

NOTE: "TPA" MODEL PANEL TOPS FIT STANDARD SERVICE BODIES AND SERVICE BODIES WITH 48.5" FLOOR WIDTH.

OPTIONAL ITEMS			
ORDER CODE	DESCRIPTION	APPROX. WEIGHT	PRICE
13730008	Removable Overhead Ladder Rack - Panel Top - Prime - Shipped Loose	40#	\$205.50
13730508	Removable Overhead Ladder Rack - Panel Top - WR - Shipped Loose	40#	\$366.00
13730005	Side Mounted Ladder Rack - Panel Top - Prime - Shipped Loose	30#	\$295.50
13730505	Side Mounted Ladder Rack - Panel Top - WR - Shipped Loose	30#	\$328.50
--	Furnish and install lower glass and protective grilles in rear doors	--	\$262.50
--	Furnish and install additional protective grilles (each)	--	\$52.50
ELM-RD-50	Eliminate rear doors on 50 Series Panel Top (deviation from standard product)	Steel	\$127.50
		Aluminum	\$127.50
ELM-RD-60-72	Eliminate rear doors on 60 & 72 Series Panel Tops (deviation from standard product)	Steel	\$127.50
		Aluminum	\$127.50



**READING TRUCK BODY
LIST PRICES
PANEL TOPS**

STEEL TAPERED PANEL TOPS - WHITE POWDER COAT FINISH				
OLD PART NO.	NEW PART NO.	MODEL	APPROX. WEIGHT	PRICE
33530623	PTS108DRW1FA530623	TPA 50-108 DW HH WR	595#	\$4,588.50
33530624	PTS098DRW1FA530624	TPA 60-98 DW HH WR	659#	\$4,617.00
33530625	PTS108DRW1FA530625	TPA 60-108 DW HH WR	704#	\$4,627.50
33530626	PTS132DRW1FA530626	TPA 60-132 DW HH WR	874#	\$6,025.50
33530627	PTS108DRW1FA530627	TPA 72-108 DW HH WR	782#	\$5,887.50
33530628	PTS132DRW1FA530628	TPA 72-132 DW HH WR	1026#	\$8,217.00
ALUMINUM TAPERED PANEL TOPS - WHITE POWDER COAT FINISH				
OLD PART NO.	NEW PART NO.	MODEL	APPROX. WEIGHT	PRICE
33532031	PTA108DRW1FA532031	AL-TPA 60-108 DW HH WR	308#	\$6,681.00
33532032	PTA132DRW1FA532032	AL-TPA 60-132 DW HH WR	346#	\$7,206.00
33532033	PTA132DRW1FA532033	AL-TPA 72-132 DW HH WR	370#	\$9,336.00

NOTE: "TPA" MODEL TAPERED PANEL TOPS FIT STANDARD SERVICE BODIES AND SERVICE BODIES WITH 48.5" FLOOR WIDTH.

OPTIONAL ITEMS			
ORDER CODE	DESCRIPTION	APPROX. WEIGHT	PRICE
13730008	Removable Overhead Ladder Rack - Panel Top - Prime - Shipped Loose	40#	\$205.50
13730508	Removable Overhead Ladder Rack - Panel Top - WR - Shipped Loose	40#	\$366.00
13730005	Side Mounted Ladder Rack - Panel Top - Prime - Shipped Loose	30#	\$295.50
13730505	Side Mounted Ladder Rack - Panel Top - WR - Shipped Loose	30#	\$328.50
--	Furnish and install lower glass and protective grilles in rear doors	--	\$262.50
--	Furnish and install additional protective grilles (each)	--	\$52.50
ELM-RD-50	Eliminate rear doors on 50 Series Panel Top (deviation from standard product)	Steel	\$127.50
		Aluminum	\$127.50
ELM-RD-60-72	Eliminate rear doors on 60 & 72 Series Panel Tops (deviation from standard product)	Steel	\$127.50
		Aluminum	\$127.50



**READING TRUCK BODY
LIST PRICES
PANEL TOPS**

STEEL SPACEMASTER TOPS - PRIME FINISH				
OLD PART NO.	NEW PART NO.	MODEL	APPROX. WEIGHT	PRICE
23530080	PTS108DRP1FA530080	SPM 48-108 DW HH PRIME	668#	\$5,226.00
23530081	PTS098DRP1FA530081	SP 57-98 DW HH PRIME	722#	\$5,967.00
23530083	PTS108DRP1FA530083	SPM 57-108 DW HH PRIME	758#	\$6,616.50
23530084	PTS132DRP1FA530084	SPM 57-132 DW HH PRIME	985#	\$7,377.00
STEEL SPACEMASTER TOPS - WHITE POWDER COAT FINISH				
OLD PART NO.	NEW PART NO.	MODEL	APPROX. WEIGHT	PRICE
33530080	PTS108DRW1FA530080	SPM 48-108 DW HH WR	367#	\$5,871.00
33530081	PTS098DRW1FA530081	SP 57-98 DW HH WR	397#	\$6,598.50
33530083	PTS108DRW1FA530083	SPM 57-108 DW HH WR	417#	\$7,260.00
33530084	PTS132DRW1FA530084	SPM 57-132 DW HH WR	440#	\$7,960.50

NOTE: "SPM" MODEL SPACEMASTER TOPS FIT STANDARD SERVICE BODIES AND SERVICE BODIES WITH 48.5" FLOOR WIDTH.

ORDER CODE	OPTIONAL ITEMS	PRICE	
48 SERIES			
	6" x 20" Permanent side window, mounted in rubber (each) - Installed	\$138.00	
--	Eliminate rear doors in 48 Series Spacemaster Top (deviation from standard product)	\$127.50	
57 SERIES			
	12" x 24" Permanent side window, mounted in rubber (each) - Installed	\$157.50	
--	Eliminate rear doors in 57 Series Spacemaster Top (deviation from standard product)	\$127.50	
48 & 57 SERIES			
		APPROX. WEIGHT	
13770201	SPM/SC/RC 2-Bar 50" Long Roof Ladder Rack - Prime - Shipped Loose	46#	\$190.50
13770701	SPM/SC/RC 2-Bar 50" Long Roof Ladder Rack - WR - Shipped Loose	46#	\$211.50
13770011	SPM/SC/RC 3-Bar 50" Long Roof Ladder Rack - Prime - Shipped Loose	69#	\$262.50
13770511	SPM/SC/RC 3-Bar 50" Long Roof Ladder Rack - WR - Shipped Loose	69#	\$328.50
--	Furnish and install lower glass & protective grilles in rear doors	--	\$262.50
--	Furnish and install additional protective grilles (each)	--	\$52.50



**READING TRUCK BODY
LIST PRICES
PANEL TOPS OPTIONS**

Panel Top Powder Coat Includes: A - Powder coat panel inside & outside (panel not installed on body) B - Powder coat rear doors	PRICE
98 SW Panel Top or Spacemaster (Shipped loose - not installed on body)	634.50
108 DW Panel Top or Spacemaster (Shipped loose - not installed on body)	646.50
132 DW Panel Top or Spacemaster (Shipped loose - not installed on body)	733.50

ORDER CODE	ALTERNATE POWDER COAT	MODEL YEAR
PC-GMRED-G7C	POWDER COAT GM RED- G7C	2016 and up
PC-FRED-PQ	POWDERCOAT FORD RED -PQ	2016 and up
PC-RAMRED-PR4	POWDERCOAT RAM RED - PR4	2010 and up
PC-BLACK*	POWDER COAT BLACK	

If selecting a color other than standard Reading White, please select from the above. Note that Reading does not offer RAM PRP Red Powder.

*We strongly recommend colors other than black. A black finish tends to allow more manufacturing marks to show through the paint than other colors. As a matter of policy, Reading Truck Body will supply black powder coat paint upon request. However, be advised there will be **no returns, discounts or re-work allowed** due to finish concerns and manufacturing marks which may show through the black.



READING TRUCK BODY
LIST PRICES
READY CAPS

PRODUCT

READY CAPS

FORD PICKUP TRUCKS
GM (CHEVROLET & GMC)
RAM

READY CAP OPTIONS

POWDER COAT
LADDER RACKS

PAGE

[CAP-FORD](#)
[CAP-GM](#)
[CAP-RAM](#)

[CAP-OP](#)
[CAP-OP](#)



**READING TRUCK BODY
LIST PRICES
READY CAPS**

Models included have been validated for the following model years:

Ford: 2015 - Current Model Years - F150

2017 - Current Model Years - F-250 thru F-450 8ft box

GM: 2014 - 2018 - Series 1500

2014 - Current Model Years - Series 2500 thru 3500

RAM*: 2009 - Current Model Years - Series 1500 thru 3500

*Due to chassis manufacturer weight restrictions for permanent-payload capacity, Ready Caps are not suitable for RAM 2500 Diesel pickups.

If an older model is required, please contact Reading's Estimating Department. **Additional charges will apply for custom builds.**

Ready Caps are powder coated Reading White standard. This is a commercially accepted match for Ford, GM, and RAM white. Other powder coat colors and prime-only are available. See page CAP-OP.

Please check rear cab window protrusions, especially on compact-sized chassis with sliding windows. These protrusions may interfere with the front of the caps and not allow the cap to be positioned far enough forward for proper installation. If your truck has a rear cab window protrusion, please add 3/4" when verifying length requirements.

Rear door modules are of universal design and may require minor modifications to fit certain pickup beds.

Caps are a universal design and may not match the outside contours of the pickup bed.

Center high mounted stop light furnished by Reading.



**READING TRUCK BODY
LIST PRICES
READY CAPS
RAM PICKUP TRUCKS**

SPECIFICATIONS:

1. Suitable for Ford F-150, F-250, F-350, and F450
2. Lift up doors on sides with stainless steel paddle latches and gas struts
3. Window at front bulkhead
4. Designed to fit 8' pickup beds
5. Rear lift up doors include (model specific):
 - a. T-handle latch with gas struts
 - b. Molded tailgate skirt to aid in sealing loadspace from the elements
 - c. Window on lift-up door
6. Rear vertical doors include (model specific):
 - a. Stainless paddle latches with gas struts
 - b. Standard overlapping Reading-designed barn doors
 - c. Windows on both vertical doors
7. Powdercoat Reading White

READY CAPS w/LIFT-UP REAR DOOR					
PICKUP MODEL	OLD PART NO.	NEW PART NO.	HEIGHT	APPROX. WEIGHT	LIST PRICE
Ford F-150	33771701	RCS008RW1FA771701	25"	450#	3,734.00
	33771702	RCS008RW1FA771702	33"	475#	3,939.00
Ford F-250/350	33771705	RCS008RW1FA771705	25"	450#	3,734.00
	33771706	RCS008RW1FA771706	33"	475#	3,939.00

READY CAPS w/VERTICAL REAR DOORS					
PICKUP MODEL	OLD PART NO.	NEW PART NO.	HEIGHT	APPROX. WEIGHT	LIST PRICE
Ford F-150	33771703	RCS008RW1FA771703	25"	450#	3,861.00
	33771704	RCS008RW1FA771704	33"	475#	4,059.00
Ford F-250/350	33771707	RCS008RW1FA771707	25"	450#	3,861.00
	33771708	RCS008RW1FA771708	33"	475#	4,059.00



**READING TRUCK BODY
LIST PRICES
READY CAPS
RAM PICKUP TRUCKS**

SPECIFICATIONS:

1. Suitable for GM 1500 (model years 2014-present), 2500, and 3500
2. Lift up doors on sides with stainless steel paddle latches and gas struts
3. Window at front bulkhead
4. Designed to fit 8' pickup beds
5. Rear lift up doors include (model specific):
 - a. T-handle latch with gas struts
 - b. Molded tailgate skirt to aid in sealing loadspace from the elements
 - c. Window on lift-up door
6. Rear vertical doors include (model specific):
 - a. Stainless paddle latches with gas struts
 - b. Standard overlapping Reading-designed barn doors
 - c. Windows on both vertical doors
7. Powdercoat Reading White

READY CAPS w/LIFT-UP REAR DOOR					
PICKUP MODEL	OLD PART NO.	NEW PART NO.	HEIGHT	APPROX. WEIGHT	LIST PRICE
Silverado/Sierra 1500/2500/3500	33771709	RCS008RW1FA771709	25"	450#	3,734.00
	33771710	RCS008RW1FA771710	33"	475#	3,939.00

READY CAPS w/VERTICAL REAR DOORS					
PICKUP MODEL	OLD PART NO.	NEW PART NO.	HEIGHT	APPROX. WEIGHT	LIST PRICE
Silverado/Sierra 1500/2500/3500	33771711	RCS008RW1FA771711	25"	450#	3,861.00
	33771712	RCS008RW1FA771712	33"	475#	4,059.00



**READING TRUCK BODY
LIST PRICES
READY CAPS
RAM PICKUP TRUCKS**

SPECIFICATIONS:

1. Suitable for RAM 1500 (gas/diesel), 2500 (gas **only**) 3500 (gas/diesel)
2. Lift up doors on sides with stainless steel paddle latches and gas struts
3. Window at front bulkhead
4. Designed to fit 8' pickup beds
5. Rear lift up doors include (model specific):
 - a. T-handle latch with gas struts
 - b. Molded tailgate skirt to aid in sealing loadspace from the elements
 - c. Window on lift-up door
6. Rear vertical doors include (model specific):
 - a. Stainless paddle latches with gas struts
 - b. Standard overlapping Reading-designed barn doors
 - c. Windows on both vertical doors
7. Powdercoat Reading White

READY CAPS w/LIFT-UP REAR DOOR					
PICKUP MODEL*	OLD PART NO.	NEW PART NO.	HEIGHT	APPROX. WEIGHT	LIST PRICE
RAM 1500/2500/3500	33771717	RCS008RW1FA771717	25"	450#	3,734.00
	33771718	RCS008RW1FA771718	33"	475#	3,939.00

READY CAPS w/VERTICAL REAR DOORS					
PICKUP MODEL*	OLD PART NO.	NEW PART NO.	HEIGHT	APPROX. WEIGHT	LIST PRICE
RAM 1500/2500/3500	33771719	RCS008RW1FA771719	25"	450#	3,861.00
	33771720	RCS008RW1FA771720	33"	475#	4,059.00

* Refer to specification 1 above for compatible pickup models



**READING TRUCK BODY
LIST PRICES
READY CAP OPTIONS**

POWDER COAT OPTIONS

Ready Caps are powder coated Reading White standard. Powder coat includes:

- A - Powder coat cap inside & outside
- B - Powder coat lift up door or vertical doors
- C - Installation of door seals

ORDER CODE	ALTERNATE POWDER COAT	MODEL YEAR
PC-GMRED-G7C	POWDER COAT GM RED- G7C	2016 and up
PC-FRED-PQ	POWDERCOAT FORD RED -PQ	2016 and up
PC-RAMRED-PR4	POWDERCOAT RAM RED - PR4	2010 and up
PC-BLACK*	POWDER COAT BLACK	
		CREDIT
ELP-CAP	NO POWDER COAT - PRIME ONLY	-201.00

If selecting a color other than standard Reading White, please select from the above. Note that Reading does not offer RAM PRP Red Powder.

*We strongly recommend colors other than black. A black finish tends to allow more manufacturing marks to show through the paint than other colors. As a matter of policy, Reading Truck Body will supply black powder coat paint upon request. However, be advised there will be **no returns, discounts or re-work allowed** due to finish concerns and manufacturing marks which may show through the black.

PART NO.	DESCRIPTION	APPROX. WEIGHT	LIST PRICE
LADDER RACKS			
13770201	2-Bar 50" Long Roof Ladder Rack - Prime - Shipped Loose	46#	171.00
13770701	2-Bar 50" Long Roof Ladder Rack - WR - Shipped Loose	46#	212.00
13770011	3-Bar 50" Long Roof Ladder Rack - Prime - Shipped Loose	69#	263.00
13770511	3-Bar 50" Long Roof Ladder Rack - WR - Shipped Loose	69#	329.00
13730005	Side Mounted Ladder Rack - Panel Top - Prime - Shipped Loose	30#	296.00
13730505	Side Mounted Ladder Rack - Panel Top - WR - Shipped Loose	30#	329.00

READY CAP SHIPPING OPTIONS		
PART NO.	DESCRIPTION	LIST PRICE
--	Crate Rear Door Module (only) For Motor Shipment	359.00
--	Crate Ready Cap For Motor Truck Shipment - All models (includes Door Module)	591.00

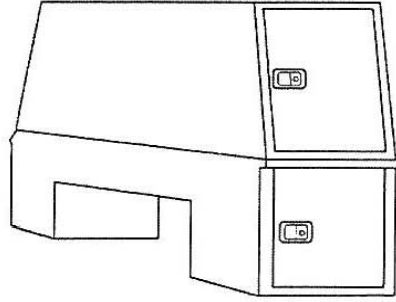


READING TRUCK BODY
LIST PRICES
STORAGE ACCESSORIES

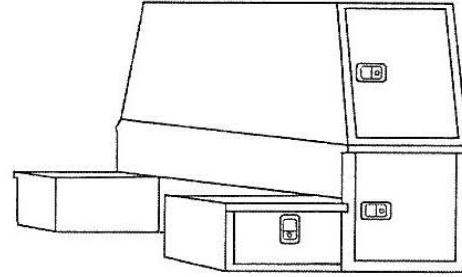
<u>PRODUCT</u>	<u>PAGE</u>
REV-PAC	SA-1
TOOL-MATES	SA-2
UNDERBOXES	SA-3



**READING TRUCK BODY
LIST PRICES
STORAGE ACCESSORIES
REV-PAC**



REV-2484 & 2484-4555



REV-4884 & 4884-4555

MODEL	PRIME PAINT			
	APPROX. WEIGHT	OLD PART NO.	NEW PART NO.	LIST PRICE
2484 Rev-Pac "I" (1 Ton, 84" C.A.)	557#	23580242	RPS024DRP1FA580242	3752.00
4884 Rev-Pac "L" (1 Ton, 84" C.A.)	645#	23580244	RPS048DRP1FA580244	6,000.00
2484-4555 Rev-Pac "I"	624#	23580247	RPS024DRP1FA580247	3,866.00
4884-4555 Rev-Pac "L"	712#	23580248	RPS048DRP1FA580248	4,731.00

MODEL	POWDER COAT WHITE			
	APPROX. WEIGHT	OLD PART NO.	NEW PART NO.	LIST PRICE
2484 Rev-Pac "I" (1 Ton, 84" C.A.)	557#	23580242 WR*	RPS024DRW1FA580242	4,077.00
4884 Rev-Pac "L" (1 Ton, 84" C.A.)	645#	23580244 WR*	RPS048DRW1FA580244	5,126.00
2484-4555 Rev-Pac "I"	624#	23580247 WR*	RPS024DRW1FA580247	4,211.00
4884-4555 Rev-Pac "L"	712#	23580248 WR*	RPS048DRW1FA580248	5,271.00

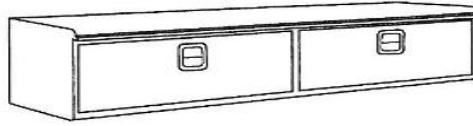
NOTE: 2484-4555 and 4884-4555 can be installed on **most** medium duty chassis
 NOTE: Doors are equipped with single point stainless steel studded rotary paddle locks.

MOUNTING OF "REV PAC" (not included in above prices)		LIST PRICE
PART NO.	MODEL	
60001015	2484/4884 Rev-Pac	845.00



**READING TRUCK BODY
LIST PRICES
STORAGE ACCESSORIES
TOOL-MATES**

Easy bolt-on mounting with rubber pads to protect rails
 Durable full-length hinge on door openings provide open access to storage space
 Stainless steel T-handle latch

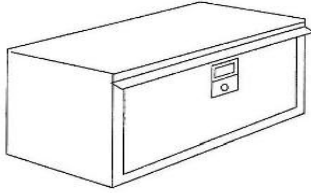


STANDARD TOOL MATES - w/ STAINLESS STEEL T-HANDLE LATCH					
PART NO.	MODEL	DIMENSIONS	FINISH	APPROX. WEIGHT	LIST PRICE
14620015	96" Steel Tool-Mate	16" X 13" X 96"	POWDER COAT BLACK	128#	866.00
14621011	96" Aluminum Tool-Mate	16" X 13" X 96"	BARE ALUMINUM	87#	981.00
14621012	96" Aluminum Tool-Mate	18" X 16" X 96"	BARE ALUMINUM	96#	1,143.00

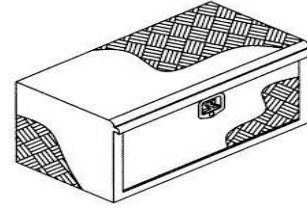
Prices noted above are for **each** Tool-Mate.



**READING TRUCK BODY
LIST PRICES
STORAGE ACCESSORIES
UNDERBOXES**



STEEL UNDERBOX w/ T-HANDLE



ALUMINUM UNDERBOX w/ T-HANDLE

MODEL	DIMENSIONS	APPROX. WEIGHT	PART NO.	FINISH	LIST PRICE
U-24	18" X 18" X 24"	61#	14620001	POWDER COAT BLACK	383.00
ALU-24			14620021	POWDER COAT WHITE	402.00
		33#	14621000	BARE ALUMINUM	482.00
U-30	18" X 18" X 30"	72#	14620002	POWDER COAT BLACK	425.00
ALU-30			14620022	POWDER COAT WHITE	441.00
		41#	14621002	BARE ALUMINUM	515.00
U-36	18" X 18" X 36"	82#	14620003	POWDER COAT BLACK	473.00
ALU-36			14620023	POWDER COAT WHITE	494.00
		44#	14621003	BARE ALUMINUM	572.00
U-48	18" X 18" X 48"	104#	14620004	POWDER COAT BLACK	518.00
ALU-48			14620024	POWDER COAT WHITE	542.00
		55#	14621004	BARE ALUMINUM	605.00

UNDERBOX MOUNTING BRACKETS			
MODEL	APPROX. WEIGHT	PART NO.	LIST PRICE
UBMB - Set	40#	10537004	293.00